



2022-23 Annual Report

SHIRE OF COOLGARDIE - PROFILE

The Shire of Coolgardie, known as the 'Mother of the Goldfields', encompasses an area of 30,400 km² and includes the towns of Coolgardie, Kambalda, Widgiemooltha and the Aboriginal community of Kurrawang.

Celebrated for the gold, nickel and lithium discoveries in Coolgardie and Kambalda, the Shire continues to thrive with a multitude of mining and processing companies operating in the area. These companies are at the forefront of mining innovation and offer fantastic career opportunities.

The Shire is the largest producer of minerals in the region by value with mining operations supporting globally significant regional exports.

Over 3,600 people live in the Shire and enjoy a relaxed lifestyle, quality recreational facilities and a stunning natural environment.

CONTENTS

SHIRE OF COOLGARDIE - PROFILE	2
SHIRE PRESIDENT'S REPORT.....	4
CEO'S REPORT	6
PRESIDENT AND COUNCILLORS	7
MANAGEMENT TEAM	8
INTRODUCTION.....	14
SETTING OUR DIRECTION	14
ACCOUNTABLE AND EFFECTIVE LEADERS	15
AN INCLUSIVE, SAFE AND VIBRANT COMMUNITY	17
COMMUNITY RESOURCE CENTRE'S.....	17
LIBRARIES.....	19
COMMUNITY EVENTS.....	19
RECREATION FACILITIES.....	19
AQUATIC FACILITIES	21
TOURISM AND HERITAGE.....	21
CASHLESS DEBIT CARD.....	22
A THRIVING LOCAL ECONOMY.....	22
ECONOMIC DEVELOPMENT – LOOKING TO THE FUTURE	22
GRANT/SPONSORSHIP FUNDING SECURED – 2021/22	23
MEDIA AND COMMUNICATIONS	24
PARTNERSHIPS.....	25
COMMUNITY DEVELOPMENT PROGRAMS.....	25
EFFECTIVE MANAGEMENT OF INFRASTRUCTURE, HERITAGE AND ENVIRONMENT	26
REGULATORY SERVICES.....	26
WASTE SERVICES.....	26
ROAD WORKS.....	29
THE FINANCIAL YEAR IN SUMMARY.....	30
OPERATING POSITION.....	30
REVENUE.....	30
EXPENDITURE	31
RESERVE FUNDS	32
LOAN LIABILITY.....	32
ANNUAL AUDIT.....	33

SHIRE PRESIDENT'S REPORT

On behalf of the Council, I am pleased to present the Shire of Coolgardie Annual Report for the 2022/23 year.

The Shire's Annual Audit was completed successfully for the 2022/23 financial year. Council will continue to implement any recommendations raised by the Auditors that will improve the Shire's level of Governance, compliance and financial position of our organisation.

The Shire ended the financial year with Cash and Cash Equivalents of \$1.5 million. Capital expenditure this year amounted to \$5,382,699 on infrastructure assets and \$10,625,895 on property, plant and equipment.

Highlights for this year include :

- Upgrades and renewal on Carins Road - \$1,225,951.
- Provision of primary health and medical services through St John - \$300,000.
- Coolgardie Post Office Storm Damage - \$888,805.
- Renewal and Upgrade at Coolgardie Landfill - \$378,674
- Housing and Workers Accommodation - \$7,787,324
- Road Maintenance - \$1,856,784

Parallel with the above projects, our staff continued to work hard providing services, programmes and community events into both our towns. These included our recreation centres, swimming pools community resource centres and playgrounds.

Our road construction and town crews have worked on local gravel road maintenance throughout the year, while our town crews have maintained our streets, parks and gardens to a high standard.

Also, special mention to the Shire's Finance and Administration Staff, we may not see them in action, however behind the scenes, I know the workload they bear and it is a credit to them all they are able to perform their duties at the level they achieve.

I would also make mention of Community Volunteer organisations such as St John Ambulance Sub Centre and Community Transport and Fire and Rescue volunteers who continue their dedicated services to keep our community safe throughout the year with significant volunteer hours and effort invested into both towns.

The Shire's priority projects for 2023/24 include:

- Coolgardie and Kambalda Micro Grid's
- EV Charging Station Coolgardie
- Coolgardie North Road – numerous Works
- Lowering Bonnie Vale Hill
- Playground Renewal Coolgardie
- Renewal Kambalda Airstrip
- Completion Stage 2 Bluebush Village
- Expansion Coolgardie Waste Facility
- Upgrade Coolgardie Sewerage Facility
- Implementation ESG Strategy

The Shire will continue to maintain the level of services into our communities, while working on developing shovel ready projects for when suitable funding becomes available to continue to improve our assets for the future.

I believe the Shire of Coolgardie is very well positioned with the increased activity in mining and resources sector, the emerging electric vehicle and battery markets, our regional waste and recycling facility and by developing strong partnerships with both Federal ,State Governments and the Mining Industry, the Shire can build a stronger and more resilient community for the Future.

I would like to sincerely thank my fellow Councillors, our CEO, all our Staff and Consultants, as well as the many dedicated service providers for their efforts and commitment to our Shire for what has been once again a very challenging year for the Shire.



Malcolm Cullen
Shire President

CEO'S REPORT

The Shire of Coolgardie had a Total Operating Revenue of \$23.2m for the 2022/2023 financial year. Having finished the financial year at the 30th June 2022 with a deficit of **\$1,257,027** the Shire ended the financial year at 30th June 2023 with a surplus of \$439,691

Net Cash from operating activities at year ended 30 June 2023 was \$2,165,669 and the Shire ended the financial year with positive comprehensive income. The Shire also ended the financial year with Cash and Cash Equivalents of \$1.5 million. Capital expenditure this year amounted to \$5,382,699 on infrastructure assets and \$10,625,895 on property, plant and equipment.

Total assets at the 30th June 2023 of \$178,303,351 was an increase of \$32,416,761 from the previous financial year. Furthermore the operation of Bluebush Village and the Coolgardie Waste Facility resulted in an increase from just over \$2 million in fees and charges to \$8.6 million.

Projects completed during the 2022/2023 financial year included;

- Coolgardie Post Office Stage 2
- Carins Road
- Workers Accommodation

The most significant impact on the surplus for 2021/2022 was the operation of the Coolgardie Class III Waste Facility, Kambalda Aerodrome and Bluebush Village.

I would like to acknowledge the commitment from all Shire staff and thank them for their continued support during a period of great change and uncertainty over the past four months. They embraced the need for the Shire to review the way we do does business and consequently a number of changes had to be made and implemented.

A special thank you also to the Council who continue to govern the Shire with the community's interest always at the forefront of their decision making.



James Trail
Chief Executive Officer

PRESIDENT AND COUNCILLORS



Each Shire of Coolgardie elected member represents the whole of the municipality.

Cr Sherryl Botting

Term ends 2025

Mobile: 0438 133 217

Cr Tammee Keast

Term ends 2023

Mobile: 0467 980 847

Cr Rose Mitchell

Term ends 2025

Mobile: 0438 662 404

Deputy President Cr Tracey Rathbone

Term ends 2023

Mobile: 0459 999 296

Shire President Cr Malcolm Cullen

Term ends 2025

Mobile: 0417 266 191

Cr Kathie Lindup

Term ends 2023

Mobile: 0402 819 468

MANAGEMENT TEAM



James Trail

Chief Executive Officer

Responsible for:

- Financial Oversight
- Governance and Compliance
- Regulatory services
- Airport Facilities
- Waste and Sewerage Facilities



Robert Hicks

Director of Operations

Responsible for:

- Technical Services
- Financial Services
- Ranger Services
- Recreation, Museum and Visitor Centre's
- Community Resource Centre's and libraries
- Cashless Debit Card
- Community Events and Activities
- Disability Access and Inclusion
- Occupational Health and Safety
- Human Resources
- Occupational Health and Safety

Community Events 22/23



Easter



Naidoc Week



Laser Skirmish



Seniors Staying Connected



Seniors Christmas Luncheon



Santa Photos

Community Events 22/23



Communication Chat Board Launch



Australia Day Awards Ceremony



Australia Day



International Women's Day



Community Sundowners



Mother's Day High Tea

Community Events 22/23



Go for 2 & 5 - Healthway



Blessing of the Roads



Food Sensations



Blue Light Disco



Toddler Vegi Time



Nature Playground Opening

Key Facts

The Shire of Coolgardie, known as the 'Mother of the Goldfields', includes the towns of Coolgardie, Kambalda, Widgiemooltha and the Aboriginal community of Kurrawang.

Area
30,400 km²

Population
3636
(ABS 2022 Estimated Residential Population)

Median Age
38 years

Length of Roads
1,279 km of roads

Area of Parks and Ovals
14ha

Towns
Coolgardie
Kambalda
Widgiemooltha
Kurrawang

Number of Dwellings
1,721

Number of Electors
1,912

Number of Council Employees
35 Full time
14 Part Time

Number of Elected Members
Shire President and
five (5) Councillors

Distance from Perth City
550km

Distance to Esperance-Port
336km

PERTH



Strategic Community Plan 2018-2028



THE SHIRE OF COOLGARDIE'S COMMUNITY VISION

A connected, progressive and welcoming community

The Community Strategic Plan was endorsed by Council in 2018 and reflects the aspirations and goals of the community and guides the services, activities, and infrastructure investment delivered by the Shire of Coolgardie.

Aspiration

ACCOUNTABLE AND EFFECTIVE LEADERS

Goals -

- Engagement and consultation
- Transparent, accountable and effective governance
- Advocate for the community

Aspiration

AN INCLUSIVE, SAFE AND VIBRANT COMMUNITY

Goals -

- Build a sense of place and belonging
- A safe and healthy Community
- Celebrate our culturally diverse community

Aspiration

A THRIVING LOCAL ECONOMY

Goals -

- Build economic capacity
- Facilitate local business development and retention
- Provide support for traineeship development

Aspiration

EFFECTIVE MANAGEMENT OF INFRASTRUCTURE, HERITAGE AND ENVIRONMENT

Goals -

- Value local culture and heritage
- Sustainable management of resources
- Enhance our build environment

INTRODUCTION

The Annual Report 2022/23 provides the community with an overview of the highlights from the year and details the progress being made against the Shire of Coolgardie's Strategic Community Plan 2018 – 2028.

WHERE TO FIND THIS REPORT

Hard copies of the report can be obtained at the Kambalda Community Recreation Facility and Coolgardie Community Recreation Centre or on-line at www.coolgardie.wa.gov.au or by emailing mail@coolgardie.wa.gov.au.

SETTING OUR DIRECTION

INTEGRATED PLANNING

The Shire of Coolgardie's Community Strategic Plan underpins all future planning and development and current undertakings for the next 10 years and is designed to ensure that all Shire operations are directed toward achieving the identified outcomes.

THE COMMUNITY STRATEGIC PLAN

Community Strategic Plan outlines the community's long-term vision, goals and strategies to 2028. In 2010, the Department of Local Government and Communities introduced the Integrated Planning and Reporting Framework and Guidelines for all Western Australian local governments. The framework integrates community priorities, as articulated in the Community Strategic Plan, with other local government plans, information, and resourcing capabilities.

The Local Government's Integrated Planning and Reporting Standard directs that all local governments undertake a Desktop Review of their Community Strategic Plans biannually and a complete review including community engagement activities every four years.

Since the development of the Community Strategic Plan (CSP) in 2018 much has changed but the focus areas established through community engagement have remained stable and have been reinforced through subsequent interaction with the community.

Two major changes have been the global focus on ESG (environment, social, governance) as a standard to which organisations are held to account, and the realisation by Council that the resource sector provides about 83% of the Shire's income hence being a crucial ingredient of the municipal community.

The development of the Shire's Collaboration Strategy in 2021 was a major step in promoting this change in emphasis. These three factors have played a significant role in shaping this review of the 2018 Community Strategic Plan.

Furthermore, the statutory obligations of the Shire continue to expand through such requirements as the need to produce a Public Health Plan and a Disability Access and Inclusion Plan.

In addition, the Shire has increased its focus on young people, a need highlighted in the 2021 perception survey.

Rather than having dedicated documents for all of these requirements, the Shire aimed to have the Community Strategic Plan as the over-arching document with each of the other requirements becoming subsets of the CSP.

This review of this document in the 22/23 financial year provided the perfect vehicle through which to explore this approach.

The Shire of Coolgardie's Measures of Success for 2018 to 2028 are;

ACCOUNTABLE AND EFFECTIVE LEADERS

- Biannual Community Satisfaction Survey

- Delivery of an efficiency dividend
- Adherence to compliance calendar and statutory requirements
- Current ratio meets required standard
- Operating surplus ratio meets required standard
- Number of partnerships established

AN INCLUSIVE, SAFE AND VIBRANT COMMUNITY

- Biennial Community Satisfaction Survey
- Community Chest Fund

A THRIVING LOCAL ECONOMY

- Value of Gross Domestic Product
- Value of Mining and Industry Rates
- Biennial Community Satisfaction Survey
- Number of businesses in Shire
- Number of education and industry partnerships supporting trainees and youth

EFFECTIVE MANAGEMENT OF INFRASTRUCTURE, HERITAGE AND ENVIRONMENT

- Biennial Community Satisfaction Survey
- Cultural and historical activities delivered
- Visitors to the Shire
- Number of re-use water initiatives
- Compliance with license conditions
- Asset renewal funding ratio meets required standard
- Asset sustainability ratio meets required standard
- Asset consumption ratio meets required standard
- Number of planning approvals
- Adherence to local planning scheme and strategy

ACCOUNTABLE AND EFFECTIVE LEADERS

THE CORPORATE BUSINESS PLAN

The purpose of the Plan is to demonstrate the operational capacity of the Shire to achieve its aspiration outcomes and objectives over the medium-term.

The Shire undertook a comprehensive review in 2020/21 of the Corporate Plan which was adopted by Council during that year.

COMMUNITY ASSISTANCE FUND

The Shire of Coolgardie's Community Assistance Fund (CAF), is aimed at not-for-profit community groups/organisations or outstanding individuals' seeking small amounts of funding for specific events and projects that align with the Shire's Aspirations.

The Shire of Coolgardie's Strategic Aspirations are aiming for:

- an inclusive, safe and vibrant community
- a thriving local economy
- effective management of infrastructure, heritage and environment

A provision of \$20,000 was adopted for applications that benefited the community and to help not for profits to achieve their goals. Successful applications ranged in categories such as Sport, Emergency Services, Education, Arts and Culture and Animal Welfare bringing a diverse sponsorship grant rounds.

In the 22/23 financial year, successful applications included the Kambalda West District High School, Goldfields Native Animal Care, Kambalda Junior Fire Brigade, Outback Rodeos, Kambalda Amateur Swim Club, CAPS Coolgardie, Kambalda Primary School, Kambalda Primary School P&C, and the Kambalda Cultural and Arts Group.

Significant in-kind contributions were also provided through the provision of the community bus to enable local groups to travel to participate in several events throughout Western Australia to represent the community.

Funding was also provided to community events such as the Seniors Christmas Lunch, Coolgardie Day, the Kambalda Christmas Tree, Australia Day, and other smaller community events.

POLICIES, PROCESSES AND PROCEDURES

All staff undertake regular professional development appropriate to their roles. The Shire has adopted a zero tolerance to drugs and alcohol with regular random drug and alcohol testing. Over the past four years, the Shire has also introduced a centralised records management system which ensures that all incoming correspondence is registered and responded to.

CODE OF CONDUCT

Councillors, Committee and Working Group Members and Employees Section 5.103 of the Local Government Act 1995 requires every Local Government to prepare and adopt a Code of Conduct (the Code) to be observed by all Council members, committee members and employees. The Code provides Council Members, Committee and Working Group Members and Employees with consistent guidelines for an acceptable standard of professional conduct. The Code addresses in a concise manner the broader issue of ethical responsibility and encourages greater transparency and accountability.

The Code of conduct and related policies were reviewed extensively during 2021/2022.

OFFICIAL CONDUCT

REPORT ON FREEDOM OF INFORMATION

In accordance with the requirements of section 96 of the *Freedom of Information Act 1992* (FOI), the Shire of Coolgardie is required to publish an annual Freedom of Information Statement. This statement advises that, as of 30 June 2023, the Shire received no FOI applications.

REPORT ON OFFICIAL CONDUCT – COMPLAINTS REGISTER

Pursuant to *Section 4.121 of the Local Government Act 1995*, a complaints register has been maintained. As of 30 June 2022, there were no complaints registered.

RECORD KEEPING PLAN REPORT ON THE STATE RECORDS ACT 2000

In accordance with the provisions of the *State Records Act 2000*, the Shire of Coolgardie has a Record Keeping Plan in place.

The Record Keeping Plan provides a description of current record keeping practices and focuses on the following six principles:

- Proper and Adequate Records
- Policies and Procedures
- Language Control
- Preservation
- Retention and Disposal
- Compliance

DISABILITY ACCESS AND INCLUSION PLAN

The Shire maintains a commitment to its regulatory responsibilities as dictated by the State and Federal government and is committed to enhancing disability access and inclusion of its residents through a range of strategies and actions.

PAYMENT TO EMPLOYEES

Set out in bands of \$10,000 is the number of employees of the Shire entitled to an annual salary of \$100,000 or more. The following information is at 30 June 2023.

REPORT ON EMPLOYEES RENUMERATION

Salary Range (up to 30 June)	2023	2022	2021	2020
\$10,000 - \$110,000	45	51	48	47
\$110,000 - \$140,000	2	1	2	3
\$140,000 and above	4	3	3	1

Report on Employee Numbers

Salary Range (up to 30 June)	2023	2022	2021	2020
The number of full-time equivalent employees at balance date	51	54	53	51

AN INCLUSIVE, SAFE AND VIBRANT COMMUNITY

COMMUNITY RESOURCE CENTRE'S

The Coolgardie and Kambalda Community Resource Centre's (CRC's) are funded through the Shire of Coolgardie and the Department of Primary Industries and Regional Development. The CRCs provide a wide array of information and community-based services, workshops and activities to residents, businesses, and visitors.

Government information is provided through self-service computer access to all residents and visitors. Assistance is also available to community members, including not-for-profit groups through the Association Support program for scanning, copying, meeting rooms, access to computers and free Wi-Fi.

2021/2022 HIGHLIGHTS

KAMBALDA

- The “**Australia's Biggest Morning Tea**” was hosted again this year and the attendees not only enjoyed a delicious morning tea but also joined in with the fun games, activities and silent auction.
- The “**Welcome to Town Morning Tea**” events for the new residents were hosted and supported by representatives of the community as well as local sporting and community groups to welcome newcomers to town. The Shire of Coolgardie Welcome packs with a local information directory, What's On calendar, local school and playgroup information, membership forms, enrolment forms and merchandise were also given out to new residents.

- **Being Connected** - The weekly "Ready Set Go Digital" Be Connected classes and 1:1 support for residents aged 50+ to get digitally connected has been well attended. The Shire was successful in a "Be Connected Grant" and 5 Samsung Tablets were purchased for participant use. Participants also can bring along their own devices for use. Specialized workshops delivered during the year have included: National Esmart Week, Scam Awareness Week with Consumer Protection, Get on-line Week, Understanding your Digital assets and Wills with Paralegal Team from Mara Pirni. Get online with QR Codes and Kahoot Online Quiz, Safer Internet Day – Playing fair online.
- Our local businesses enjoyed a new initiative this year with the "**Business networking and educational sundowners**" being held at the different local business locations. Attendees enjoyed catering from a local business with guest speakers and the opportunity to network with the other businesses in Kambalda.
- 2022/2023 saw a range of activities and workshops delivered to the community that were focused on health, exercise, and mental health wellbeing. Service Providers assisted with the delivery of International Men's Day hosted by Terry Melrose from Regional Mens Health, providing free mental and basic physical checkups for local men, Seniors "Have a Go Day", Spring Fun Run / Walk – Kambalda East to West, International Youth Day, Women's Health Day run in conjunction with Goldfields Women's Health Care Centre, Mental Health starts with Children workshop, Tiny Tots First Aid, The Blue Tree campaign and R U OK Day which was run in conjunction with the Goldfields Service providers .
- The Fortnightly counselling appointments have additionally been on offer to the community with Goldfields Women's Health Care Centre, Hope Community Services and Centre care at the Kambalda Community Recreation Facility.
- The "Clean-up Australia Day" was run in conjunction with Kambalda Playgroup, Manning Park was the agreed area of clean up. The collected rubbish was sorted into recycling and refuse bags and the day finished with an enjoyable BBQ.
- The bi-monthly PINGO continues to be ever popular with both monthly named or themed events for Halloween, Valentine's Day and Christmas attracting a crowd each Friday night.

COOLGARDIE – COMMUNITY RESOURCE AND RECREATION CENTRE

During the 2022/2023 period, thanks to the hard work and dedication of the team at the Coolgardie Community Resource and Recreation Centre, there was a notable increase in community usage, especially in the last six months. The centre's commitment to enriching the community through connection, collaboration, and creativity was unwavering, and this was reflected in the array of programs that emphasised belonging, technology, health and mental well-being for all ages. The team's efforts ensured a supportive and dynamic environment, fostering strong community ties and engagement.

- The partnerships with Centre care , Anglicare, HOPE, YMCA, Bega, Meedac, St Johns, the Rural Mens Initiative, Museum of the Goldfields, Seniors Card WA, DMIRS, locals schools and community groups, ensured a robust support network was kept in place for our small community
- Strategic partnerships with Centre care, Anglicare, HOPE, YMCA, Bega, Meedac, St Johns, the Rural Men's Initiative, Museum of the Goldfields, Seniors Card WA, DMIRS, local schools, and community groups fortified a strong support framework within our close-knit community.
- R U OK? Day was observed with community-centric activities, promoting support and open conversations, accented with thoughtful arts and crafts.
- The over 50's morning tea on Mondays solidified its place as a key gathering for seniors, characterised by regular and engaged attendees, St John's Ambulance health check-ups, and informative guest speakers.
- Fundraising events like Australia's Biggest Morning Tea and The Big Blue Table brought joy and camaraderie, complemented by delightful food.
- PINGO, energised by our enthusiastic staff, resumed a bi-monthly schedule, infusing each session with entertaining themes and consistently drawing a crowd.

- The MEDAC Coolgardie Community and Employment Expo offered critical networking and employment resources, bolstering community and professional connections.
- Toddler Time continued to delight our youngest community members, though we bid a fond farewell to the beloved program facilitator at the year's end.
- The school holiday programs, in collaboration with YMCA and Centre care, continued to be a developmental and social success for our youth during the breaks.
- Other initiatives such as The Crafty Chameleons, Digital Drop-in, How to use a digital library, Monthly Craft-a-noon's, Centercare Wednesdays, Centercare Careers catch-up, Bega's contributions, Social Thursdays, International Women's Day, Blessings of the Road, Blue Light disco, Hope Safe Talk workshops Food Sensations, and Volunteer Sundowners all played a significant role in engaging with community members many interests

LIBRARIES

The Shire libraries in Coolgardie and Kambalda offer a range of resources for all ages and abilities in the community. This includes inter-library loans, working with other libraries across the state providing requested books to library patrons at no cost.

STORY TIME is offered to preschool aged children in the community monthly with themed events and acknowledging national days throughout the year. The "Better Beginnings" Free program is offered to parents of newborns to primary school children in both communities with early literacy packs available from the Library.

JOB SEEKERS are provided support through Work Link for the preparation of resumes and job applications and are also offered free access to the library public computers for job seeking and resume work as well as printing / scanning services. Libraries provide a professional area for jobseekers to attend interviews.

COMMUNITY EVENTS

Large community events were coordinated and well supported with attendees in the 2022/2023 financial year. These events create community pride, liveability all whilst connecting people, place and culture.

The annual Seniors Christmas was held in Coolgardie in 2022, with 130 attendees in total. This included seniors from Kambalda, Coolgardie, Widgiemooltha and visiting bordering neighbours, Shire of Dundas. This successful event provides a free Christmas luncheon, entertainment, prizes and encourages social interactions with our senior community.

Extended Australia Day celebrations were hosted in both Coolgardie and Kambalda thanks to a National Australia Day Council grant again this year. A collaborative approach was taken to host the Free community breakfast with fun family activities throughout the day. Citizenship ceremonies were held in both towns as well as the Australia Day Awards in the categories of Community Group or Event, Youth Award, Corporate Citizen Award and Citizen Award.

Financial and in kind support from the Shire was also provided to community groups hosting major community events such as the Coolgardie Day Celebrations, Coolgardie's Outback Rodeo and the Kambalda Christmas Tree, in conjunction with the Shire of Coolgardie.

We also Celebrated 125 years of Kambalda and Coolgardie with celebrations and community events in collaboration with committees in both towns.

RECREATION FACILITIES

The Kambalda Community Recreation Centre and Coolgardie Community Recreation Facility continue to hold a variety of sport and recreation activities for all community members. These local, socially inclusive activities promote physical activity for all abilities and ensures that everyone has an interest in the local community hub.

2022/2023 HIGHLIGHTS

KAMBALDA

- Group Fitness Day classes: allocated a different instructor to each day session, to provide variety in different style techniques, skills and improving motivation.
- Kambalda Gym was renovated within a three-week timeframe, replacing old with the latest Technogym equipment. Internal walls were painted, chalkboard added, installed a designated stretching area covered in rubber mats, new furniture, small equipment upgraded and increased matting in weight area and equipment displayed in appropriate space allocation i.e., cardio, weights, stations, stretching, multipurpose areas.
- Memberships have been revamped to include 3 types to purchase Gym, Fitness and Corporate. Kambalda Gym has seen an increase with FIFO staff joining our gyms and our new corporate memberships has seen two major mining companies join, with others showing interest.
- Online forms were updated to improve community access, with payment over the phone or in person.
- Sports Development Officers presented our after-school sports programs in a variety of sports, with a designated toddler kinder gym program.
- Shire SDO's joined in more collaboration with State Regional SDO's to bring sport specific skill programs to our Shire. i.e., Cricket -BLAST, Soccer and Basketball.
- SDO' s presented sports-based programs with Kambalda East Primary School.
- Kambalda U14 Shire Basketball team entered the Kalgoorlie-Boulder Basketball Assn competition and made grand finals, unfortunately didn't get the win but received overwhelming support from our community.

COOLGARDIE

Sports Development staff engaged with local Primary Schools to engage with children to activate and stimulate programs within their school environment and encourage participation at our Recreation facilities and programs.

- Coolgardie Gym received a refresh, walls painted realignment of equipment to designated spaces, second-hand Technogym equipment was swapped for the very old equipment. A chalkboard was added, installed a designated stretching area covered in rubber mats, small equipment was upgraded, weight area was upgraded, and the Salto key access was installed to the gym for 24 hour access.
- SDO' s presented sports-based programs with Coolgardie Primary School and Coolgardie CAPS as the schools required assistance with their PE classes.
- An inter-town basketball games were played at the Coolgardie Recreation Centre, Kambalda U14 team played against a combined CAPS/Community team with the Coolgardie side winning hands down. The U16 Kambalda youth were too strong, winning by a large margin. All youth enjoyed the interaction and sat down to light refreshments provided by the CCRC.
- Afterschool sports programs offered in conjunction with Centre Care was planned for the whole year.

SPORT DEVELOPMENT AND YOUTH

Kambalda and Coolgardie Sports Development officers resigned in June. With staff shortages across the region, we were fortunate to engage a qualified overseas student, in late August 2022. This staff member has tirelessly worked from day one to keep both town sites engaged with programs for our toddlers, youth, and senior members of the community.

The improvement has been to collaborate and improve structure of the Leisure & Recreation programs to align with the Shire of Coolgardie Strategic and Operational plans. The Shire recruited qualified staff to enable programs to be across both town sites and activate facilities through programs and events that measure value in participation and trends.

Holiday Programs continue to be an outlet for our youth, with sports programs, that cater for different age groups, varied abilities, is enticing community members back to our recreation facilities.

Kambalda Junior Gym program proved to be popular with our youth asking for another day to attend the gym. Sessions now held on Monday's and Wednesday's afternoons each term.

Coolgardie youth were given the opportunity to attend a junior gym program once a week.

Community Achievement Awards were held in Perth Hyatt Hotel, with the Leisure and Recreation Development Manager achieving the award as a Finalist. Nominated for the Department of Local Government sport and Cultural Industries "Making a Difference Award".

AQUATIC FACILITIES

KAMBALDA AQUATIC FACILITY

RLSWA Pool Operators oversaw the running of the Kambalda aquatic facility this season, due to loss of accredited staff moving out of Shire area. RLSWA used the facility as a training base in the Goldfields, with their presenters' providing courses to the Goldfields community.

Kambalda District HS captured this opportunity to have a bronze course as part of their school PE curriculum. Students, and teachers became qualified, and the Shire used this opportunity to employ student staff from these courses.

GO FOR 2 & 5 Promotion, encourage families to eat healthier and be active. On the day patrons had fun on the aquatic inflatables and joined in with the fruit & veg based activities.

Artistic Swimming WA Development officer: Camille Claudino, brought her talents and taught community members skills for synchronised swimming. Kambalda Community saw a snippet of her skills with a presentation at the Australia Day community event with local youth participating.

COOLGARDIE POOL

Pool was kept busy with Royal Life Saving WA assisting CAPS Coolgardie school with their swimming program. Classes were held each week through Term 1, providing the basic skills and techniques to teach children to swim and skills for aquatic safety.

Vacswim was held last two weeks of January school holidays, with children benefiting with swimming, lessons through the school holidays.

Swim 4 Fruit program, 18 Coolgardie and Kurrawang children travelled to Laverton to participate in our annual RLSWA Goldfields Swim 4 Fruit carnival.

RLSWA Talent Pool program, provided experience in supervising a Talent Pool community carnival, held at the Goldfields Oasis, one senior staff member and 6 lifeguards participated gaining experience in a large carnival setting while assisting with demonstrating their lifeguards' skills in the water.

TOURISM AND HERITAGE

- Throughout the year the Shire have hosted live music events for the community at the Warden Finnerty's Residence.
- Makers Markets have been held every second month bringing over 1500 community members and visitors together.
- We hosted a ghost tour
- Held the second successful Mother's Day High Tea in the gardens at Warden Finnerty's Residence.
- The Museum Pop-up space has seen three different displays throughout the year.
- Coolgardie was entered into the 7News Tourism Town Awards, being listed as a finalist in the Tiny Tourism Towns category.
- New Three day drive trail itinerary has been created, featuring Coolgardie, Burra Rock, Cave Hill, Widgiemooltha and Kambalda.
- Coolgardie Tourism staff attended the Perth Caravan and Camping Show with AGO to promote the Goldfields region.
- The annual SoC photography competition was held again for the fifth year running.
- In May hosted a break away tour with delegates from the WA tourism Conference hosted in Kalgoorlie
- We were involved in filming with Sandpiper media, for an SBS tv series "Such was Life"

- We were included in filming for the TV series Destination WA during their Golden Quest Discovery Trail feature series.
- Museum staff showcased at the Science After Dark event at Kalgoorlie’s Museum of the Goldfields

CASHLESS DEBIT CARD / INCOME MANAGEMENT

The Cashless Debit Card (CDC) program ended on 06 March 2023 because of the change of Federal Government at the 21 May 2022 election and was reintroduced and rebranded as enhanced Income Management.

Under the new Enhanced Income Management program participants do not get less money, but do get it differently with 50% going to the participants regular bank account and the other 50% going to their enhanced Income Management account. Unlike the Cashless Debit Card program, the enhanced Income Management is voluntary.

The Shire’s contract with the Commonwealth Government to deliver services to Cashless Debit Card/Income Management participants within the Shire of Coolgardie, via a Support Hub, expired 30 June 2023.

THRIVING LOCAL ECONOMY

ECONOMIC DEVELOPMENT – LOOKING TO THE FUTURE

The Shire is on a growth trajectory that sets it apart within the Local Government sector. The Councils strategy is to take advantage of a buoyant mining industry that is expected to reap significant social and economic dividends for the Shire and communities.

Providing the revenue streams that allow the Shire to perform its multiplicity of roles can only occur through a deliberate approach to economic development. The Shire has developed a firm foundation and will continue to focus on a range of initiatives.

WORKERS ACCOMMODATION VILLAGES

The mining industry’s growth is being hampered by the lack of suitable workers accommodation within the region. To alleviate this strain on the mining industry, the Shire of Coolgardie has built a worker accommodation village with 320-rooms, located in Kambalda West. This investment of over \$20 million demonstrates the Shire’s commitment to working collaboratively with the mining industry.

It is anticipated that any profits made from the accommodation village will be deposited into a future fund. It is anticipated the future fund would be established for community programs, events, activities, and infrastructure into the future.

The Shire is also working with the mining sector for additional workers accommodation in Coolgardie. It is anticipated that the current demand is in excess of 600 additional rooms. The new accommodation will provide rooms for employees working on local mine sites to meet the growing needs of the mining industry.

The proceeds from the Shire’s investment in the worker accommodation villages will be used directly to benefit the community to fund initiatives such as:

- Medical services
- Allocation of funds into a Community Foundation for the purpose of community grants
- Funding Community Recreation Centres
- Community programmes and events
- Other infrastructure upgrades deemed necessary or important

RESIDENTIAL LAND DEVELOPMENT

The Shire of Coolgardie obtained WAPC subdivision approval for a new lots in the area referred to as Coolgardie Horse Blocks. The Shire is currently working with Western Power on the design for the provision of power to all sites as required in the conditions of the subdivision.

COOLGARDIE WASTE FACILITY

The Coolgardie Waste Facility has become a strategic waste management asset for the Goldfields-Esperance region. The licence was approved for a 30,000 tonne per annum Class III Waste Management Facility. This redevelopment, in conjunction with Tellus Holding's Sandy Ridge facility now offers commercial Class IV and V services rendering the Shire of Coolgardie the only LGA in the region facilitating Class I through V waste management solutions. Shire funded works have been completed. This includes a 40 metre, 160 tonne weighbridge as well as the completion of the first cell with a capacity of 150,000 tonnes.

The Shire's investment in this key project was \$4.1 million.

COOLGARDIE COMMUNITY AND CULTURAL HUB

The historical value of the Post Office Complex is well-known throughout Western Australia. Built in 1894, when Coolgardie was the third largest town in WA (after Perth and Fremantle), the building housed government services for 25,000 residents.

The Coolgardie Community and Cultural Hub project will revitalise the internal areas of the Post Office Complex to create Aboriginal Training facilities, a Cultural and Community Hub, a micro-business shared office area and a variety of museum and visitor spaces.

This important upgrade project has seen an investment of over \$2.1 million.

INDUSTRIAL LAND RELEASE

The Shire is pursuing various industrial land options to cater for transport, logistics and storage and warehousing light industrial & commercial uses. The Shire is currently working with DPLH on options to add uses to existing zones

REDEVELOPMENT OF THE KAMBALDA AERODROME

To further enable growth in the region, the Shire invested significant funds to upgrade its Kambalda Aerodrome operations. In 2022 the Shire invested \$2.1 million in expanding the runway apron to accommodate larger aircraft. Building upon this improvement, the Shire still has plans to re-seal the entire runway.

GRANT/SPONSORSHIP FUNDING SECURED – 2022/23

Organisation	Funding	Project	Amount
Gold Fields St Ives Foundation	Sponsorship	Meals on Wheels - Kambalda	\$75,000
Goldfields St Ives	Sponsorship	Women's Counselling	\$25,000
Australia Day Council of WA	Grant	Australia Day	\$22,000
Northern Star	Sponsorship	Meals on Wheels - Coolgardie	\$20,000 approx. in kind
Department of Communities	Go for 2 & 5	Childrens Week event	\$1100

MEDIA AND COMMUNICATIONS

This financial year, the Shire of Coolgardie kept the momentum of its branding and communications with new initiatives in an endeavour to keep the community informed of information through the Shire's website, Facebook, and promotional campaigns.

2022/23 HIGHLIGHTS

Social Media Growth:

Facebook Growth: Facebook followers have steadily increased, reaching a milestone of 3000.

Website Visitors: Website traffic has shown a notable increase compared to the previous year.

Bluebush Village Branding and Promotion:

Comprehensive Branding: Implemented a branding and promotional strategy for Bluebush Village encompassing website development, marketing collateral, extensive on-site signage, and promotional imagery.

Employee Recognition and Engagement:

Staff Appreciation: Introduced a system for recognizing and celebrating staff service achievements, including public acknowledgments through social media and uplifting stories shared on Facebook.

National Volunteer Week Campaign: Conducted a campaign during National Volunteer Week to spotlight and engage with local volunteers, demonstrating engagement primarily on Facebook.

The Shire's Facebook following engaged highly with both of these initiatives and resulted in our highest performing posts.

Human Resources Initiatives:

HR Marketing Rebrand: Successfully revamped HR marketing materials, including the creation of new Facebook visuals featuring staff members, along with physical poster displays across the town.

New Staff Training: Conducted communication and brand training for incoming staff members to ensure alignment with the organizational messaging and values.

Community Engagement and Information Dissemination:

Facebook Budget Campaign: Launched a targeted campaign on Facebook to elucidate the 2023 budget and highlight its advantageous impact on the community, aiming to inform and engage the audience about the upcoming fiscal plans and benefits.

These initiatives collectively aim to enhance engagement, strengthen the brand presence of Bluebush Village, recognize employee contributions, and foster community involvement through various digital and physical platforms. The efforts in rebranding, engagement campaigns, and employee recognition are crucial steps in bolstering the Shire's image and community involvement.

Facebook	2018/19	2019/20	2020/21	2021/22	2022/2023
Followers	375	1,594	2400	2670	3017
Posts	64	650	396	285	292

Shire President Videos	Nil	14	6	1	1
Website	2018/19	2020/21	2020/21	2021/22	2022/2023
Website Users	14,493	21,670	29,870	62,768	65,956

PARTNERSHIPS

GOLDFIELDS WOMEN'S HEALTH CARE CENTRE

The Goldfields Women's Health Care Centre (GWHCC) is a Not-for-profit organisation that is self-funded to service women residing in the Goldfields. GWHCC has operated in the region for over 30 years servicing women through a range of counselling services and clinics on a number of different issues women face in regional WA.

The partnership with GWHCC continued strongly in the 22/23 financial year with increasing the fortnightly sessions to weekly counselling sessions in Kambalda for women (and men) over the age of 16. Large community workshops were also hosted, concentrating on women's health and general mental health of residents and staff.

COMMUNITY DEVELOPMENT PROGRAMS

MEALS ON WHEELS

The Meals on Wheels service in Kambalda commenced on 28 April 2020 when COVID-19 restrictions were put in place for people over the ages of 70+ to not leave their homes and continued throughout the 2022/23 financial year. This successful program is unique and independently funded with no financial support from the Commonwealth. It remains free to clients who are 70+ years of age who require this meal.

The delivery consists of twice weekly meals being collected from 2 mining camps and delivered to between 55-65 clients within the Shire. A collaborative approach has made this program sustainable with stakeholders assisting the Shire financially for the cost of meals. The delivery process is a collaboration of volunteers through the community, St John, MEEDAC and volunteers assisting Shire staff in the safe delivery of these meals.

Town	Meals delivered 2022/2023
Kambalda	3264
Coolgardie	2303

This service also provides a wellness check on our vulnerable population and has resulted in numerous lifesaving situations where an ambulance has been called to assist.

The Shire of Coolgardie's remains strong and won the Alison Meagher Award through Meals on Wheels Australia.

A total of 5567 meals were delivered in 2022/23.

EFFECTIVE MANAGEMENT OF INFRASTRUCTURE, HERITAGE AND ENVIRONMENT

REGULATORY SERVICES

BUILDING

A total of 36 building permits were issued by the Shire of Coolgardie from 01/07/22 to 30/06/23 and the total value of these approvals issued was \$40.63 million. Significant projects within the Shire involve mining accommodation villages.

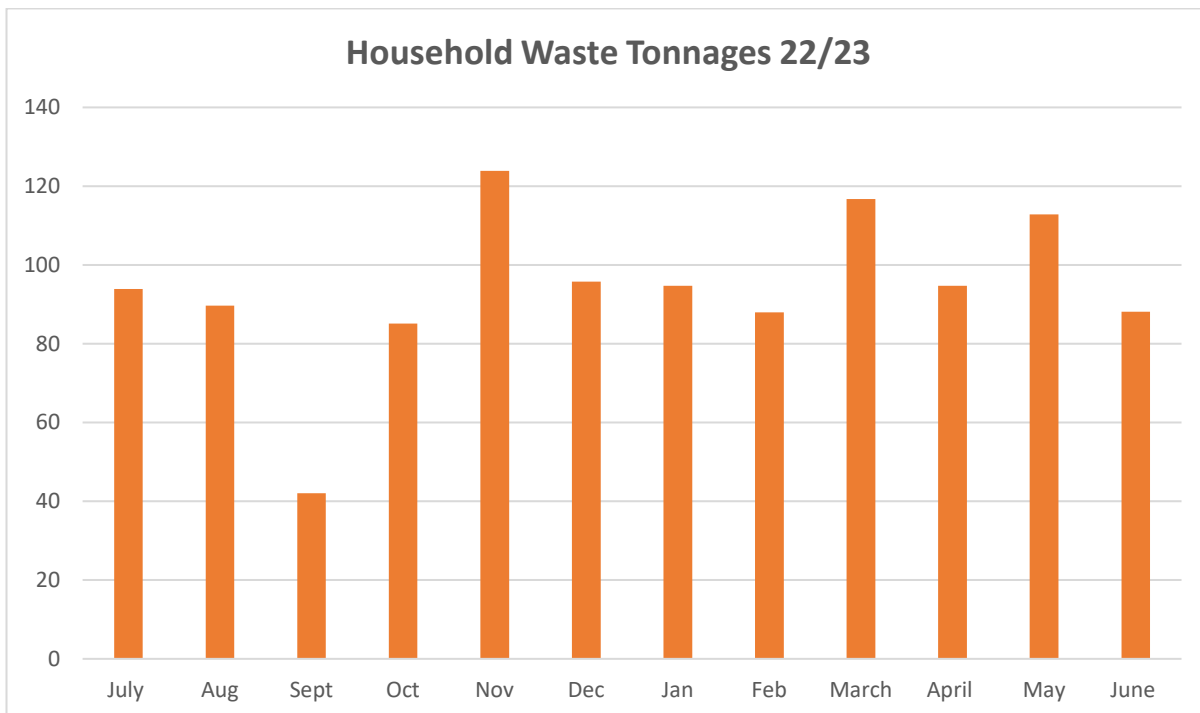
ENVIRONMENTAL HEALTH

The Shire of Coolgardie continues to engage the services of a contract Environmental Health professional (EHO) during 2022/23. This ensured that the focus was solely on the needs of the Shire, and the level of service and expertise has been invaluable to the Shire and community alike. Services provided by the EHO include routine & follow up inspections of health-based (food) premises, effluent disposal system approvals, and asbestos & mosquito issues.

WASTE SERVICES

During the financial year 2022-23, the Shire generated an estimated 1125.37 tonnes of household waste, indicating an 8.7% decrease compared to the previous year. On May 1st, The Household Waste Program introduced a positive waste management system to the residents. The changes were designed to ease the waste disposal for residents, which has increased the waste drop-off at both tips and decreased illegal dumping. The household waste program was introduced with the aim of abolishing tip passes to improve waste management practices and promoting responsible waste disposal within the Shire. Since the implementation of the program, we have noticed a significant increase in residents waste disposal and increase community relations between residents and the gate attendants.

Figure 1: Waste tonnages collected during the weekly kerbside waste collections.



This year, Meedac rendered support during the annual verge collection. It was an excellent opportunity for residents to dispose of large, unwanted items. During the three-week collection period, residents placed old furniture, mattresses, and white goods. The program was well publicized, with information shared through social media, waste facilities and recreation centres. The collection schedule was communicated to residents, with specific dates assigned to different areas to ensure efficient collection. Great appreciation to Meedac for this excellent support, and it's the beginning of many future collaborations with waste services.

Table 1: Kambalda Verge Collection Data

Location	General Waste	Previous Year	Scrap Metal and White Goods	Previous Year
Kambalda East	6 loads	19 loads	2 loads	9 loads
Kambalda West	17 loads	40 loads	7 loads	16 loads
Total Loads	23 loads	59 loads	9 loads	25 loads

Table 2: Coolgardie and Widgiemootha Bulk Waste Collection Data

Location	General Waste	Previous Year	Scrap Metal and White Goods	Previous Year
Coolgardie	9 loads	7 loads	5 loads	4 loads
Widgiemootha	1 load	1 load	0 loads	0 loads
Total Loads	10 loads	8 loads	5 loads	4 loads

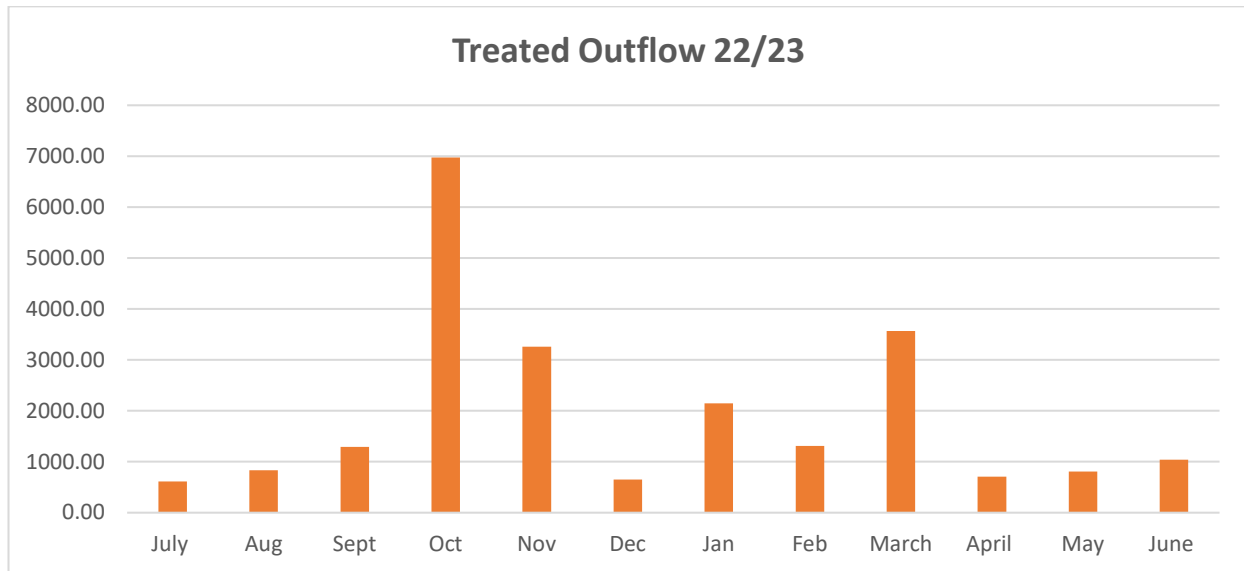
Table 3: Shire of Coolgardie 2023 Annual Verge Collection Total Loads

Total Loads	General Waste	Previous Year	Scrap Metal	Previous Year
Total Loads	33 Loads	18 Loads	14 Loads	29 Loads

COOLGARDIE WASTEWATER TREATMENT PLANT

The Shire applied to rejoin the Energy and Water Ombudsman Scheme as part of its application to the Economic Regulation Authority (ERA) to renew its water services license. The ERA's decision awaited membership confirmation with the Energy and Water Ombudsman. The Board of the Energy and Water Ombudsman has now approved the membership application, and the water license has been granted. Irrigation at the parks and gardens used about 23 million litres (23,205m³) of treated wastewater. The water used is almost double the previous year's treated water. The excess was used for dust suppression at the Coolgardie landfill site.

Due to mining camps connection to the Shire sewerage network, the Shire has scheduled works for the sewerage upgrade. This includes ponds clean up, excavation and lining with more future recycled water uses opportunities which have already been explored.



KAMBALDA REFUSE SITE TRANSFER STATION

The remediation was scheduled to commence this year, unfortunately due to lab results return time delay, this exercise did not commence. DWER has been engaged every step of the way assisting the Shire with required guidance.

COOLGARDIE LANDFILL

In December 2022, the Department of Water and Environmental Regulation approved a time-limited operation of 6 months for the Coolgardie landfill site to operate as a class 3 landfill site. A compliance report was submitted to demonstrate compliance with the time-limited operations; the license was granted; now, Coolgardie landfill is a licensed class 3 site. Following the license grant, application for controlled waste registered site was also granted.

PLANNING

The Shire of Coolgardie's statutory planning service provides a wide range of planning advice in the area of land zoning, residential standards and heritage requirements..

2022/23 HIGHLIGHTS

- **Statutory Development**
 - Planning Services have received 22 statutory development applications, of which 6 related to workforce accommodation projects in Kambalda and Coolgardie.
 - The Shire has received increase in residential development enquiries in Coolgardie townsite.
 - Mining tenement enquiries and clearing permit notifications.
 - Liquor licence applications.

- **Strategic**
 - Amendment Number 7 to the Shire of Coolgardie Local Planning Scheme was Gazetted which facilitates further commercial expansion in the Kambalda townsite.
 - The public mapping module was activated on the Shire website providing simpler community tool to access planning zoning data.
 - Final approval granted from the Minister and gazettal of GRV Valuation changes to three mining camps in accordance with State policy.

- Land
 - The Shire has been identity reserve purpose alignment.
 - Tindals Road dedication has been advance d to the final stages.
 - Coolgardie Admin Centre Reserve 39178 land purpose changes completed to facilitate Electric Vehicle Charging Station.
 - Crown land lease review.

ROAD WORKS

The annual road construction program for 2022/2023 resulted in expenditure of \$1.99 million.

ROADS TO RECOVERY PROGRAM

The Federal Government's Roads to Recovery Program supports the maintenance of local road infrastructure assets, which improves safety, economic and social outcomes.

One project was completed during the year and that was to widen and reconstruct a section of the Gnarlbine Road. The total spent on this project in 2022/23, was \$700,544.

REGIONAL ROAD GROUP PROGRAM

The Shire of Coolgardie's President is a member of the Regional Road Group (RRG) which is responsible for making recommendations to a State Advisory Committee (SAC) regarding annual local government roads programs in the region.

The Group is comprised of elected representatives from each Local Government, who serve a vital and valuable role in ensuring that road funding decisions maximise community benefits and improve the road system across the region.

During 2021/22 works commenced on the Cave Hill Road for the construction of a new bypass and intersection. These works along with other sections of the road that were reconstructed and sealed where completed in the current year, with a total investment of \$1,226,881 made under the RRG program in 2022/23.

This represents an average spend of \$1,255,341 over the past 3 years.

Expenditure during 2022/23 in other operations maintained by the Shire included;

Drainage \$43,572

Footpaths \$55,157

Parks & Verges \$1,219,877

THE FINANCIAL YEAR IN SUMMARY

OPERATING POSITION

The year ended 30 June 2023 resulted in the Shire's having a net operating surplus of \$439,691 (21/22 Deficit - \$1,257,027) – see Note 27(b) of the Annual Financial Report.

Net Cash from operating activities at year ended 30 June 2022 was \$2,165,669 – see Statement of Cash Flows Note of the Annual Financial Report. This was a significant decrease of \$1,230,101 from the year ended 30 June 2022 largely the result of timing relating to an increase in Trade & Other Receivables and reduction in Trade & Other Payables at 30 June 2023.

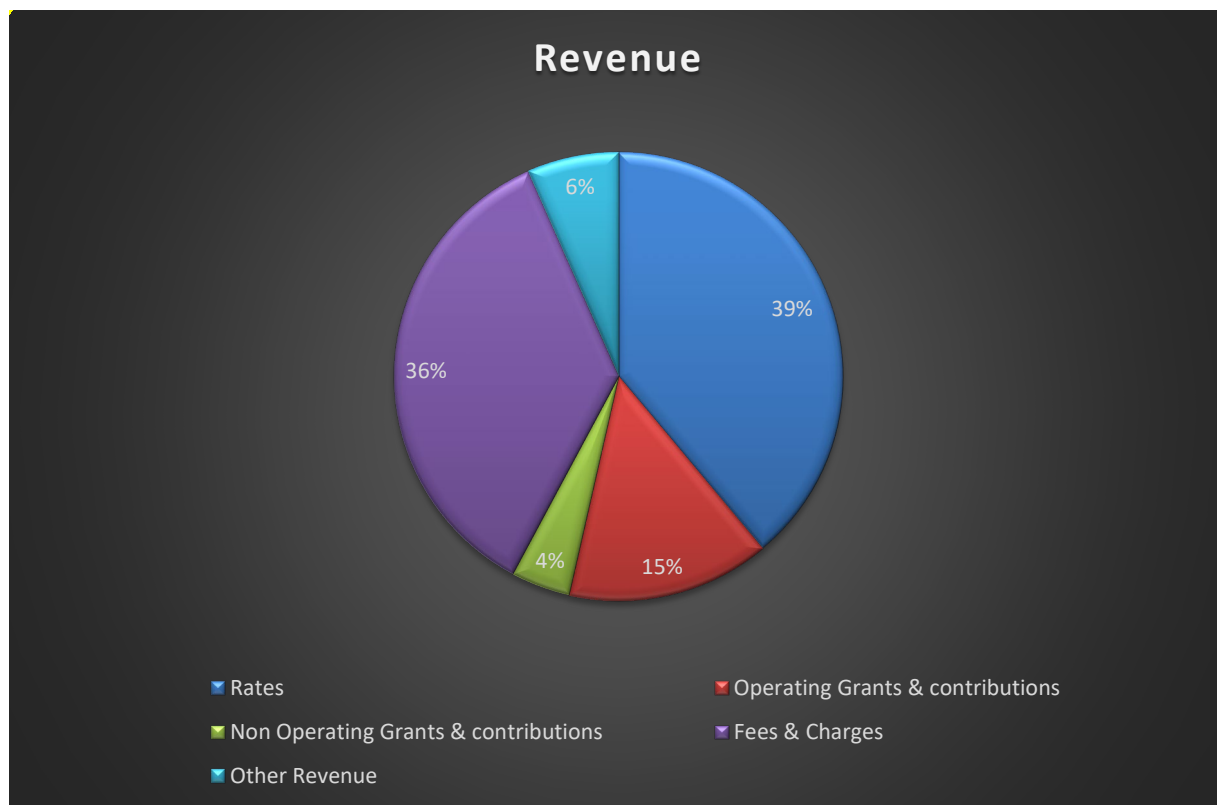
REVENUE

The Shire had a Total Operating Revenue of \$24.30m (including operating and capital grants) for the 2022/23 financial year. This was a significant increase from the Total Operating Revenue of \$16.54m in 2021/22 and was as a direct result from additional fees & charges generated from the workers accommodation, waste & aerodrome facilities.

Rates (39%), Fees & Charges (36%) and Operating Grants and Contributions (15%) account for 90% of Shire's revenue figure for the 2022/23 financial year.

There was a significant increase in the % of revenue generated from Fees & Charges (up 21% from 21/22). As mentioned earlier this was as a result of fees & charges generated from the workers accommodation, waste & aerodrome facilities.

Only 4% of the Shire's revenue for 2022/23 (2021/22: 17%) was attributed to Non-Operating Grants as several key capital projects being completed during the year. The remaining 6% of Other Revenue comes from several various sources including interest received, profit on sale of assets and miscellaneous contributions and reimbursements received during the financial year.



The revenue generated by the Shire is spent providing infrastructure and services for the community. The Shire provides many services including maintaining and improving roads, parks and gardens, leisure services and other community projects.

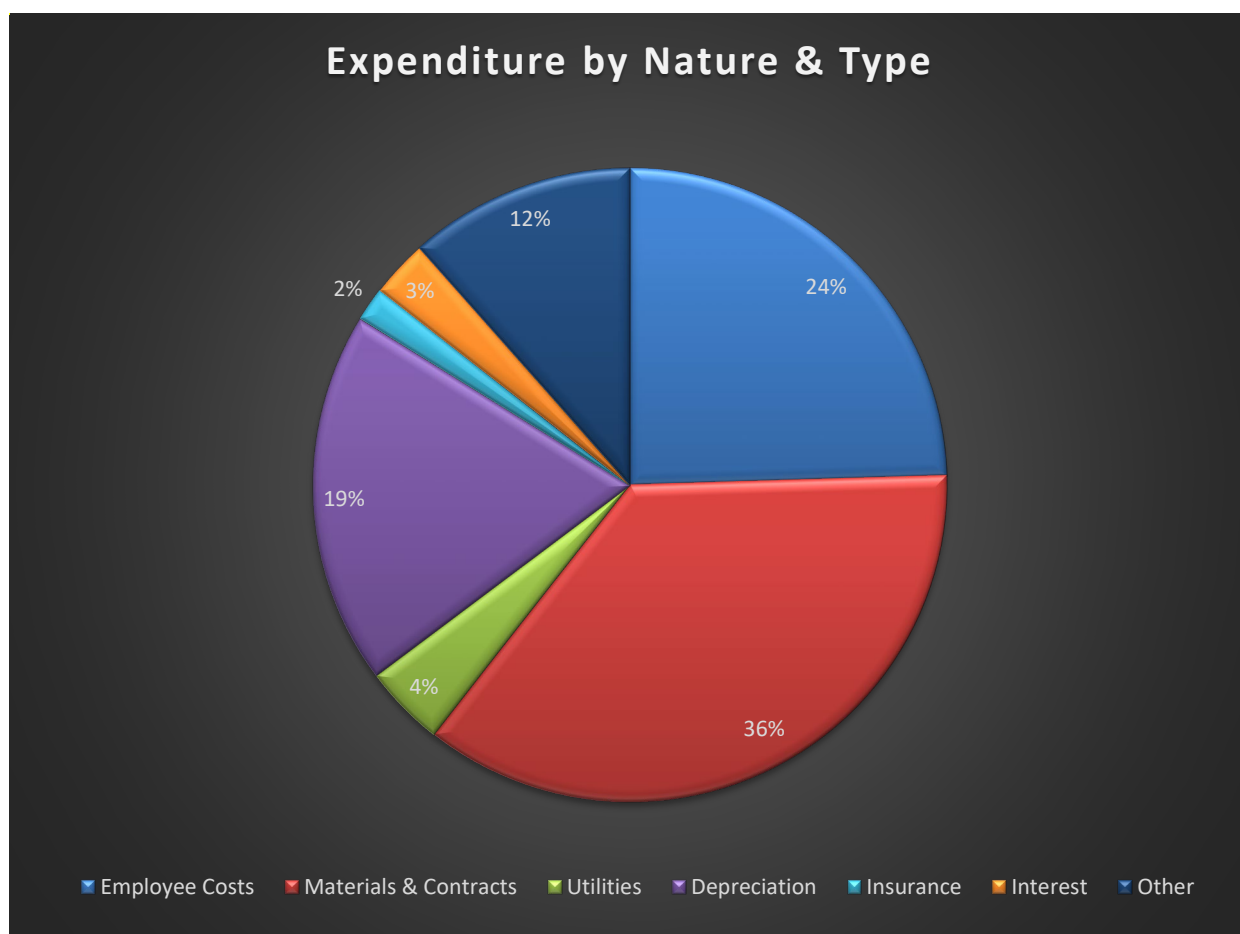
A significant amount of the Shire's resources (36%) is spent on maintaining road infrastructure and the provision of recreation services.

EXPENDITURE

When comparing the breakdown of these costs by nature and type, a significant 19% of all operating expenditure is attributed to depreciation charges.

Depreciation is a non-cash item and is the result of the Shire having in excess of \$178m worth of assets, of which 69% is attributed to the Shire's Road network and other related infrastructure whilst a further 27% relates to Property, Plant & Equipment.

Other significant expenditure includes Employee Costs (24%), Materials & Contracts (36%), with Utilities (4%), Interest (3%), Insurance (2%) and Other Expenditure (12%) making up the balance.



CAPITAL WORKS PROJECTS

In addition to the normal operating activities, some significant capital works projects were undertaken during the 2022/23 financial year to the value of \$13.80m (excludes non cash movements).

Some of this year's capital works highlights include;

Transport	
Carins Road	\$1,225,951
Gnarlbine Road	\$700,544
Plant Replacement Program	\$164,295
Land & Buildings	
Kambalda Workers Accommodation Facility – Stage 1	\$7,893,016
Kambalda Workers Accommodation Facility – Stage 2	\$1,023,933
Coolgardie Post Office Fire Damage Repairs (Insurance)	\$788,806
Coolgardie Cultural & Community Hub	\$415,125
Shire Buildings	\$120,985
Coolgardie Storm Repairs (Insurance)	\$117,434
IT Equipment Upgrades	\$95,550
Recreation & Culture	
Standpipe	\$101,147
Park Infrastructure Renewal	\$70,291
Community Amenities	
Coolgardie Class III Facility	\$383,246
Kambalda Aerodrome	\$195,323
Coolgardie Truck Bay	\$107,050

RESERVE FUNDS

As of 30 June 2023, the balance in the Reserve Accounts was \$240,791 as listed below;

RESERVE	BALANCE
Plant Reserve	\$71,821
Sewerage Reserve	\$55,779
Aged Accommodation Reserve	\$30,373
Infrastructure Reserve	\$82,818
TOTAL	\$240,791

Council utilised its cash reserves to help fund some significant capital projects in the past 2-3 years and will look to build up these reserves in coming years to help with meeting future requirements as identified in the Shire's key strategic plans.

LOAN LIABILITY

As of 30 June 2023, the outstanding principal on all loans was \$17,374,952.

New borrowings have been utilised to pay for the construction of the Coolgardie Class III Facility, Kambalda Aerodrome Facility and the Kambalda Workers Accommodation Facility. It is expected that revenue generated from the infrastructure constructed will enable the Shire to pay off these borrowings within 5 years.

ANNUAL AUDIT

The annual audit was successfully completed for the 2022/23 financial year and a copy of the report is included within this Annual Report. Council will continue to implement any recommended changes raised by the auditors that will improve the Shire's level of governance and compliance and help to improve the financial position of the organisation.

SHIRE OF COOLGARDIE
FINANCIAL REPORT
FOR THE YEAR ENDED 30 JUNE 2023

TABLE OF CONTENTS

Statement by Chief Executive Officer	2
Statement of Comprehensive Income	3
Statement of Financial Position	4
Statement of Changes in Equity	5
Statement of Cash Flows	6
Statement of Financial Activity	7
Index of Notes to the Financial Report	8
Independent Auditor's Report	45

The Shire of Coolgardie conducts the operations of a local government with the following community vision:

A connected, progressive & welcoming community

Principal place of business:
Irish Mulga Drive, Kambala WA 6442



**SHIRE OF COOLGARDIE
FINANCIAL REPORT
FOR THE YEAR ENDED 30 JUNE 2023**

*Local Government Act 1995
Local Government (Financial Management) Regulations 1996*

STATEMENT BY CEO

The accompanying financial report of the Shire of Coolgardie has been prepared in compliance with the provisions of the *Local Government Act 1995* from proper accounts and records to present fairly the financial transactions for the reporting period ended 30 June 2023 and the financial position as at 30 June 2023.

At the date of signing this statement the particulars included in the financial report are not misleading or inaccurate.

Signed on the 04 day of December 2023



James Trail
Chief Executive Officer



SHIRE OF COOLGARDIE
STATEMENT OF COMPREHENSIVE INCOME
FOR THE YEAR ENDED 30 JUNE 2023

	NOTE	2023 Actual \$	2023 Budget \$	2022 Restated* \$
Revenue				
Rates	2(a),26	9,448,651	9,771,017	8,428,892
Grants, subsidies and contributions	2(a)	3,560,928	3,803,016	2,486,138
Fees and charges	2(a)	8,646,989	11,276,513	2,042,123
Interest revenue	2(a)	32,880	52,375	42,905
Other revenue	2(a)	1,511,444	1,992,654	772,268
		23,200,892	26,895,575	13,772,326
Expenses				
Employee costs	2(b)	(5,829,649)	(6,180,177)	(6,222,272)
Materials and contracts	2(b)	(8,572,285)	(8,503,291)	(4,299,911)
Utility charges		(992,625)	(932,370)	(680,489)
Depreciation		(4,526,396)	(4,980,534)	(4,087,905)
Finance costs	2(b)	(696,595)	(463,662)	(117,580)
Insurance		(413,258)	(369,920)	(220,735)
Other expenditure	2(b)	(2,744,313)	(2,649,904)	(896,622)
		(23,775,121)	(24,079,858)	(16,525,514)
		(574,229)	2,815,717	(2,753,188)
Capital grants, subsidies and contributions	2(a)	1,037,819	12,121,044	2,749,661
Profit on asset disposals		51,857	12,800	9,750
Loss on asset disposals		0	0	(12,974)
Fair value adjustments to financial assets at fair value through profit or loss	4	4,607	0	4,996
Impairment on revaluation of Infrastructure - other	9(a)	0	0	(5,484,149)
		1,094,283	12,133,844	(2,732,716)
Net result for the period		520,054	14,949,561	(5,485,904)
Other comprehensive income for the period				
<i>Items that will not be reclassified subsequently to profit or loss</i>				
Changes in asset revaluation surplus	17	4,527,875	0	2,746,207
Total other comprehensive income for the period	17	4,527,875	0	2,746,207
Total comprehensive income for the period		5,047,929	14,949,561	(2,739,697)

This statement is to be read in conjunction with the accompanying notes.

* See Note 30 for details regarding correction of prior period errors



**SHIRE OF COOLGARDIE
STATEMENT OF FINANCIAL POSITION
AS AT 30 JUNE 2023**

	NOTE	30 June 2023	30 June 2022 Restated*	1 July 2021 Restated*
		\$	\$	\$
CURRENT ASSETS				
Cash and cash equivalents	3	1,514,040	1,904,874	1,336,214
Trade and other receivables	5	2,592,314	1,957,946	1,888,777
Inventories	6	14,418	11,033	9,171
Other assets	7	288,798	25,206	0
TOTAL CURRENT ASSETS		4,409,570	3,899,059	3,234,162
NON-CURRENT ASSETS				
Trade and other receivables	5	148,809	139,238	153,087
Other financial assets	4	101,862	97,255	92,259
Property, plant and equipment	8	48,814,646	39,439,425	32,154,594
Infrastructure	9	123,526,605	116,073,619	119,302,422
Right-of-use assets	11(a)	1,301,859	1,360,518	398,717
TOTAL NON-CURRENT ASSETS		173,893,781	157,110,055	152,101,079
TOTAL ASSETS		178,303,351	161,009,114	155,335,241
CURRENT LIABILITIES				
Trade and other payables	12	3,201,912	4,150,456	1,897,743
Other liabilities	13	577,369	791,498	555,057
Lease liabilities	11(b)	345,541	263,357	92,363
Borrowings	14	4,280,225	1,349,605	300,036
Employee related provisions	15	412,085	357,353	363,871
TOTAL CURRENT LIABILITIES		8,817,132	6,912,269	3,209,070
NON-CURRENT LIABILITIES				
Lease liabilities	11(b)	1,092,402	1,179,390	360,643
Borrowings	14	14,094,727	6,376,172	2,309,777
Employee related provisions	15	86,934	84,149	73,053
Other provisions	16	4,515,705	1,808,612	1,994,479
TOTAL NON-CURRENT LIABILITIES		19,789,768	9,448,323	4,737,952
TOTAL LIABILITIES		28,606,900	16,360,592	7,947,022
NET ASSETS		149,696,451	144,648,522	147,388,219
EQUITY				
Retained surplus		58,660,421	58,143,286	62,801,560
Reserve accounts	29	240,791	237,872	1,065,502
Revaluation surplus	17	90,795,239	86,267,364	83,521,157
TOTAL EQUITY		149,696,451	144,648,522	147,388,219

This statement is to be read in conjunction with the accompanying notes.

* See Note 30 for details regarding correction of prior period errors



**SHIRE OF COOLGARDIE
STATEMENT OF CHANGES IN EQUITY
FOR THE YEAR ENDED 30 JUNE 2023**

	NOTE	RETAINED SURPLUS Restated*	RESERVE ACCOUNTS	REVALUATION SURPLUS Restated*	TOTAL EQUITY Restated*
		\$	\$	\$	\$
Balance as at 1 July 2021 (Original)		60,682,234	1,065,502	120,250,519	181,998,255
Correction of prior period errors		2,119,326	0	(36,729,362)	(34,610,036)
Balance as at 1 July 2021 (Restated)		62,801,560	1,065,502	83,521,157	147,388,219
Comprehensive income for the period					
Net result for the period (restated)		(5,485,904)	0	0	(5,485,904)
Other comprehensive income for the period	17	0	0	2,746,207	2,746,207
Total comprehensive income for the period		(5,485,904)	0	2,746,207	(2,739,697)
Transfers from reserve accounts	29	877,446	(877,446)	0	0
Transfers to reserve accounts	29	(49,816)	49,816	0	0
Balance as at 30 June 2022 (Restated)		58,143,286	237,872	86,267,364	144,648,522
Comprehensive income for the period					
Net result for the period		520,054	0	0	520,054
Other comprehensive income for the period	17	0	0	4,527,875	4,527,875
Total comprehensive income for the period		520,054	0	4,527,875	5,047,929
Transfers to reserve accounts	29	(2,919)	2,919	0	0
Balance as at 30 June 2023		58,660,421	240,791	90,795,239	149,696,451

This statement is to be read in conjunction with the accompanying notes.

* See Note 30 for details regarding correction of prior period errors



**SHIRE OF COOLGARDIE
STATEMENT OF CASH FLOWS
FOR THE YEAR ENDED 30 JUNE 2023**

NOTE	2023 Actual \$	2022 Actual \$
CASH FLOWS FROM OPERATING ACTIVITIES		
Receipts		
Rates	9,440,151	8,468,575
Grants, subsidies and contributions	2,941,541	2,561,675
Fees and charges	8,625,025	1,967,540
Interest revenue	32,880	42,905
Goods and services tax received	2,649,572	789,343
Other revenue	1,511,444	772,268
	25,200,613	14,602,306
Payments		
Employee costs	(5,810,825)	(6,180,746)
Materials and contracts	(9,767,739)	(2,142,181)
Utility charges	(992,625)	(680,489)
Finance costs	(696,650)	(117,580)
Insurance paid	(413,258)	(220,735)
Goods and services tax paid	(2,609,534)	(968,183)
Other expenditure	(2,744,313)	(896,622)
	(23,034,944)	(11,206,536)
Net cash provided by (used in) operating activities	2,165,669	3,395,770
CASH FLOWS FROM INVESTING ACTIVITIES		
Payments for purchase of property, plant & equipment	8(a) (10,625,895)	(3,609,416)
Payments for construction of infrastructure	9(a) (5,382,699)	(7,366,528)
Capital grants, subsidies and contributions	3,015,408	3,096,866
Proceeds from sale of property, plant & equipment	100,405	62,026
Net cash provided by (used in) investing activities	(12,892,781)	(7,817,052)
CASH FLOWS FROM FINANCING ACTIVITIES		
Repayment of borrowings	28(a) (3,450,825)	(384,036)
Payments for principal portion of lease liabilities	28(d) (312,897)	(126,022)
Proceeds from new borrowings	28(a) 14,100,000	5,500,000
Net cash provided by (used in) financing activities	10,336,278	4,989,942
Net increase (decrease) in cash and cash equivalents	(390,834)	568,660
Cash and cash equivalents at beginning of year	1,904,874	1,336,214
Cash and cash equivalents at the end of the year	3 1,514,040	1,904,874

This statement is to be read in conjunction with the accompanying notes.



**SHIRE OF COOLGARDIE
STATEMENT OF FINANCIAL ACTIVITY
FOR THE YEAR ENDED 30 JUNE 2023**

	NOTE	2023 Actual \$	2023 Budget \$	2022 Restated* \$
OPERATING ACTIVITIES				
Revenue from operating activities				
General rates	26	9,448,651	9,771,017	8,428,892
Grants, subsidies and contributions		3,560,928	3,803,016	2,486,138
Fees and charges		8,646,989	11,276,513	2,042,123
Interest revenue		32,880	52,375	42,905
Other revenue		1,511,444	1,992,654	772,268
Profit on asset disposals		51,857	12,800	9,750
Fair value adjustments to financial assets at fair value through profit or loss	4	4,607	0	4,996
		23,257,356	26,908,375	13,787,072
Expenditure from operating activities				
Employee costs		(5,829,649)	(6,180,177)	(6,222,272)
Materials and contracts		(8,572,285)	(8,503,291)	(4,299,911)
Utility charges		(992,625)	(932,370)	(680,489)
Depreciation		(4,526,396)	(4,980,534)	(4,087,905)
Finance costs		(696,595)	(463,662)	(117,580)
Insurance		(413,258)	(369,920)	(220,735)
Other expenditure		(2,744,313)	(2,649,904)	(896,622)
Loss on asset disposals		0	0	(12,974)
Impairment on revaluation of non-current assets		0	0	(5,484,149)
		(23,775,121)	(24,079,858)	(22,022,637)
Non-cash amounts excluded from operating activities	27(a)	6,751,494	4,967,734	9,588,166
Amount attributable to operating activities		6,233,729	7,796,251	1,352,601
INVESTING ACTIVITIES				
Inflows from investing activities				
Capital grants, subsidies and contributions	2(a)	1,037,819	12,121,044	2,749,661
Proceeds from disposal of assets		100,405	35,800	62,026
		1,138,224	12,156,844	2,811,687
Outflows from investing activities				
Purchase of property, plant and equipment	8(a)	(10,625,895)	(11,000,000)	(3,609,416)
Purchase and construction of infrastructure	9(a)	(5,382,699)	(18,772,184)	(7,366,528)
		(16,008,594)	(29,772,184)	(10,975,944)
Amount attributable to investing activities		(14,870,370)	(17,615,340)	(8,164,257)
FINANCING ACTIVITIES				
Inflows from financing activities				
Proceeds from borrowings	28(a)	14,100,000	12,200,000	5,500,000
Transfers from reserve accounts	29	0	40,000	877,446
		14,100,000	12,240,000	6,377,446
Outflows from financing activities				
Repayment of borrowings	28(a)	(3,450,825)	(1,824,174)	(384,036)
Payments for principal portion of lease liabilities	28(d)	(312,897)	(262,374)	(126,022)
Transfers to reserve accounts	29	(2,919)	(40,626)	(49,816)
		(3,766,641)	(2,127,174)	(559,874)
Amount attributable to financing activities		10,333,359	10,112,826	5,817,572
MOVEMENT IN SURPLUS OR DEFICIT				
Surplus or deficit at the start of the financial year	27(b)	(1,257,027)	(892,973)	(262,943)
Amount attributable to operating activities		6,233,729	7,796,251	1,352,601
Amount attributable to investing activities		(14,870,370)	(17,615,340)	(8,164,257)
Amount attributable to financing activities		10,333,359	10,112,826	5,817,572
Surplus or deficit after imposition of general rates	27(b)	439,691	(599,236)	(1,257,027)

This statement is to be read in conjunction with the accompanying notes.

* See Note 30 for details regarding correction of prior period errors



**SHIRE OF COOLGARDIE
FOR THE YEAR ENDED 30 JUNE 2023
INDEX OF NOTES TO THE FINANCIAL REPORT**

Note 1	Basis of Preparation	9
Note 2	Revenue and Expenses	10
Note 3	Cash and Cash Equivalents	12
Note 4	Other Financial Assets	12
Note 5	Trade and Other Receivables	13
Note 6	Inventories	13
Note 7	Other Assets	15
Note 8	Property, Plant and Equipment	16
Note 9	Infrastructure	18
Note 10	Fixed Assets	20
Note 11	Leases	22
Note 12	Trade and Other Payables	24
Note 13	Other Liabilities	25
Note 14	Borrowings	26
Note 15	Employee Related Provisions	27
Note 16	Other Provisions	28
Note 17	Revaluation Surplus	29
Note 18	Restrictions Over Financial Assets	30
Note 19	Undrawn Borrowing Facilities and Credit Standby Arrangements	30
Note 20	Contingent Liabilities	31
Note 21	Capital Commitments	31
Note 22	Related Party Transactions	32
Note 23	Joint Arrangements	34
Note 24	Events Occurring After the End of the Reporting Period	35
Note 25	Other Significant Accounting Policies	36
Information required by legislation		
Note 26	Rating Information	37
Note 27	Determination of Surplus or Deficit	38
Note 28	Borrowing and Lease Liabilities	39
Note 29	Reserve Accounts	42
Note 30	Correction of Prior Period Errors	43

SHIRE OF COOLGARDIE NOTES TO AND FORMING PART OF THE FINANCIAL REPORT FOR THE YEAR ENDED 30 JUNE 2023

1. BASIS OF PREPARATION

The financial report comprises general purpose financial statements which have been prepared in accordance with the *Local Government Act 1995* and accompanying regulations.

Local Government Act 1995 requirements

Section 6.4(2) of the *Local Government Act 1995* read with the *Local Government (Financial Management) Regulations 1996* prescribe that the financial report be prepared in accordance with the *Local Government Act 1995* and, to the extent that they are not inconsistent with the Act, the Australian Accounting Standards. The Australian Accounting Standards (as they apply to local governments and not-for-profit entities) and Interpretations of the Australian Accounting Standards Board except for disclosure requirements of:

- AASB 7 Financial Instruments Disclosures
- AASB 16 Leases paragraph 58
- AASB 101 Presentation of Financial Statements paragraph 61
- AASB 107 Statement of Cash Flows paragraphs 43 and 45
- AASB 116 Property, Plant and Equipment paragraph 79
- AASB 137 Provisions, Contingent Liabilities and Contingent Assets paragraph 85
- AASB 1052 Disaggregated Disclosures paragraph 11
- AASB 1054 Australian Additional Disclosures paragraph 16

The *Local Government (Financial Management) Regulations 1996* specify that vested land is a right-of-use asset to be measured at cost, and is considered a zero cost concessionary lease. All right-of-use assets under zero cost concessionary leases are measured at zero cost rather than at fair value, except for vested improvements on concessionary land leases such as roads, buildings or other infrastructure which continue to be reported at fair value, as opposed to the vested land which is measured at zero cost. The measurement of vested improvements at fair value is a departure from AASB 16 which would have required the Shire to measure any vested improvements at zero cost.

Accounting policies which have been adopted in the preparation of this financial report have been consistently applied unless stated otherwise. Except for cash flow and rate setting information, the financial report has been prepared on the accrual basis and is based on historical costs, modified, where applicable, by the measurement at fair value of selected non-current assets, financial assets and liabilities.

The local government reporting entity

All funds through which the Shire controls resources to carry on its functions have been included in the financial statements forming part of this financial report.

Judgements and estimates

The preparation of a financial report in conformity with Australian Accounting Standards requires management to make judgements, estimates and assumptions that effect the application of policies and reported amounts of assets and liabilities, income and expenses.

The estimates and associated assumptions are based on historical experience and various other factors that are believed to be reasonable under the circumstances; the results of which form the basis of making the judgements about carrying values of assets and liabilities that are not readily apparent from other sources. Actual results may differ from these estimates.

The balances, transactions and disclosures impacted by accounting estimates are as follows:

- estimated fair value of certain financial assets
- impairment of financial assets
- estimation of fair values of land and buildings, and infrastructure.
- estimation uncertainties made in relation to lease accounting
- impairment of financial assets
- estimation of fair values of land and buildings, and infrastructure.
- estimation uncertainties made in relation to lease accounting

Initial application of accounting standards

During the current year, the following new or revised Australian Accounting Standards and Interpretations were applied for the first time.

- AASB 2020-3 Amendments to Australian Accounting Standards - Annual Improvements 2018-2020 and Other Amendments
- AASB 2020-6 Amendments to Australian Accounting Standards - Classification of Liabilities as Current or Non-current - Deferral of Effective Date
- AASB 2021-7a Amendments to Australian Accounting Standards - Effective Date of Amendments to AASB 10 and AASB 128 and Editorial Corrections [general editorials]
- AASB 2022-3 Amendments to Australian Accounting Standards - Illustrative Examples for Not-for-Profit Entities accompanying AASB 15

These amendments have no material impact on the current annual financial report

New accounting standards for application in future years

The following new accounting standards will have application to local government in future years:

- AASB 2014-10 Amendments to Australian Accounting Standards - Sale or Contribution of Assets between an Investor and its Associate or Joint Venture
- AASB 2020-1 Amendments to Australian Accounting Standards - Classification of Liabilities as Current or Non-current
- AASB 2021-2 Amendments to Australian Accounting Standards - Disclosure of Accounting Policies or Definition of Accounting Estimates
This standard will result in a terminology change for significant accounting policies
- AASB 2021-7c Amendments to Australian Accounting Standards - Effective Date of Amendments to AASB 10 and AASB 128 and Editorial Corrections [deferred AASB 10 and AASB 128 amendments in AASB 2014-10 apply]
- AASB 2022-5 Amendments to Australian Accounting Standards - Lease Liability in a Sale and Leaseback
- AASB 2022-6 Amendments to Australian Accounting Standards - Non-current Liabilities with Covenants
- AASB 2022-7 Editorial Corrections to Australian Accounting Standards and Repeal of Superseded and Redundant Standards
- AASB 2022-10 Amendments to Australian Accounting Standards - Fair Value Measurement of Non-Financial Assets of Not-for-Profit Public Sector Entities
The amendment may result in changes to the fair value of non-financial assets. The impact is yet to be quantified.

Except as described above these amendments are not expected to have any material impact on the financial report on initial application.

Going concern assumption:

At 30 June 2023, the Shire has a net current liability of \$4,407,562. Several projects have been completed and already generating revenue. Management is confident that the progress of other projects is on track and further grants and borrowings will be available to meet the Shire's remaining capital commitments. Consequently, the Shire will be able to meet its debt obligations as and when they fall due.

**SHIRE OF COOLGARDIE
NOTES TO AND FORMING PART OF THE FINANCIAL REPORT
FOR THE YEAR ENDED 30 JUNE 2023**

2. REVENUE AND EXPENSES

(a) Revenue

Contracts with customers

Recognition of revenue is dependant on the source of revenue and the associated terms and conditions associated with each source of revenue and recognised as follows:

Revenue Category	Nature of goods and services	When obligations typically satisfied	Payment terms	Returns/Refunds/Warranties	Timing of revenue recognition
Grants, subsidies and contributions	Community events, minor facilities, research, design, planning evaluation and services	Over time	Fixed terms transfer of funds based on agreed milestones and reporting	Contract obligation if project not complete	Output method based on project milestones and/or completion date matched to performance obligations
Fees and charges - licences, registrations, approvals	Building, planning, development and animal management.	Single point in time	Full payment prior to issue	None	On payment of the licence, registration or approval
Fees and charges - waste management entry fees	Waste management, recycling and disposal service at disposal sites	Single point in time	Payment in advance at gate or on normal trading terms if credit provided	None	On entry to facility
Fees and charges - workers accommodation facilities	Room rental charges	Single point in time	Payment in advance on site or on 15 day trading terms if credit provided	None	On entry to facility
Fees and charges - airport landing charges	Permission to use facilities and runway	Single point in time	Monthly in arrears	None	On landing/departure event
Fees and charges - sale of stock	Kiosk and visitor centre stock	Single point in time	Payment in advance, or on normal trade terms if credit is provided	Refund for faulty goods	At point of sale
Other revenue - private works	Contracted private works	Single point in time	Monthly in arrears	None	At point of service

Consideration from contracts with customers is included in the transaction price.

Revenue Recognition

Revenue recognised during the year under each basis of recognition by nature of goods or services is provided in the table below:

For the year ended 30 June 2023

Nature	Contracts with customers	Capital grant/contributions	Statutory Requirements	Other	Total
	\$	\$	\$	\$	\$
Rates	0	0	9,448,651	0	9,448,651
Grants, subsidies and contributions	3,256,237	0	0	304,691	3,560,928
Fees and charges	2,704,012	0	244,119	5,698,858	3,154,416
Commercial Rental Income	5,492,573	0	0	0	5,492,573
Interest revenue	0	0	29,961	2,919	32,880
Other revenue	38,738	0	306,143	1,166,563	1,511,444
Capital grants, subsidies and contributions	0	1,037,819	0	0	1,037,819
Total	11,491,560	1,037,819	10,028,874	7,173,031	24,238,711

For the year ended 30 June 2022

Nature	Contracts with customers	Capital grant/contributions	Statutory Requirements	Other	Total
	\$	\$	\$	\$	\$
Rates	0	0	8,428,892	0	8,428,892
Grants, subsidies and contributions	2,383,123	0	0	103,015	2,486,138
Fees and charges	1,738,201	0	150,299	153,623	2,042,123
Commercial Rental Income	0	0	0	0	0
Interest revenue	0	0	42,839	66	42,905
Other revenue	29,608	0	324,964	417,696	772,268
Capital grants, subsidies and contributions	0	2,749,661	0	0	2,749,661
Total	4,150,932	2,749,661	8,946,994	674,400	16,521,987

**SHIRE OF COOLGARDIE
NOTES TO AND FORMING PART OF THE FINANCIAL REPORT
FOR THE YEAR ENDED 30 JUNE 2023**

2. REVENUE AND EXPENSES (Continued)

(a) Revenue (Continued)

	Note	2023 Actual \$	2022 Actual \$
Interest revenue			
Interest on reserve account funds		2,919	66
Other interest revenue		29,961	42,839
		32,880	42,905
Fees and charges relating to rates receivable			
Charges on instalment plan		43,311	31,360
The 2023 original budget estimate in relation to: Charges on instalment plan was \$30,000.			

(b) Expenses

Auditors remuneration			
- Audit of the Annual Financial Report		60,500	60,000
- Other services – grant acquittals		3,545	2,727
		64,045	62,727
Employee Costs			
Employee benefit costs		5,393,905	5,883,882
Other employee costs		435,744	338,390
		5,829,649	6,222,272
Finance costs			
Interest and financial charges paid/payable for lease liabilities and financial liabilities not at fair value through profit or loss	26(a)	608,467	93,489
Lease liabilities	26(d)	88,128	24,091
		696,595	117,580
Accommodation Leasing Costs		1,873,621	0
Legal expenses (rates recovery)		180,813	295,060
Provision for health services		297,578	300,604
Sundry expenses		392,301	300,958
		2,744,313	896,622

**SHIRE OF COOLGARDIE
NOTES TO AND FORMING PART OF THE FINANCIAL REPORT
FOR THE YEAR ENDED 30 JUNE 2023**

3. CASH AND CASH EQUIVALENTS

Note	2023	2022
	\$	\$
Cash at bank and on hand	1,273,240	1,452,810
Term deposits	240,800	452,064
Total cash and cash equivalents	1,514,040	1,904,874
Held as		
- Unrestricted cash and cash equivalents	(2,149,697)	875,504
- Restricted cash and cash equivalents	3,663,737	1,029,370
	1,514,040	1,904,874

SIGNIFICANT ACCOUNTING POLICIES

Cash and cash equivalents

Cash and cash equivalents include cash on hand, cash at bank, deposits available on demand with banks and other short term highly liquid investments with original maturities of three months or less that are readily convertible to known amounts of cash and which are subject to an insignificant risk of changes in value.

Bank overdrafts are reported as short term borrowings in current liabilities in the statement of financial position.

Term deposits are presented as cash equivalents if they have a maturity of three months or less from the date of acquisition and are repayable with 24 hours notice with no loss of interest.

Restricted financial assets

Restricted financial asset balances are not available for general use by the local government due to externally imposed restrictions. Restrictions are specified in an agreement, contract or legislation. This applies to reserve accounts, unspent grants, subsidies and contributions and unspent loans that have not been fully expended in the manner specified by the contributor, legislation or loan agreement.

4. OTHER FINANCIAL ASSETS

2023	2022
\$	\$
Non-current assets	
Financial assets at fair value through profit or loss	97,255
	97,255
Financial assets at fair value through profit or loss	
Units in Local Government House Trust - opening balance	92,259
Movement attributable to fair value increment	4,996
Units in Local Government House Trust - closing balance	97,255

Fair value of financial assets at fair value through profit or loss is determined from the net asset value of the units held in the trust at balance date as compiled by WALGA.

SIGNIFICANT ACCOUNTING POLICIES

Other financial assets at amortised cost

The Shire classifies financial assets at amortised cost if both of the following criteria are met:

- the asset is held within a business model whose objective is to collect the contractual cashflows, and
- the contractual terms give rise to cash flows that are solely payments of principal and interest.

Fair values of financial assets at amortised cost are not materially different to their carrying amounts, since the interest receivable on those assets is either close to current market rates or the assets are of a short term nature. Non-current financial assets at amortised cost fair values are based on discounted cash flows using a current market rates. They are classified as level 2 fair values in the fair value hierarchy (see Note 25 (i)) due to the observable market rates).

Interest received is presented under cashflows from operating activities in the Statement of Cash Flows where it is earned from financial assets that are held for cash management purposes.

Financial assets at fair value through profit or loss

The Shire has elected to classify the following financial assets at fair value through profit or loss:

- debt investments which do not qualify for measurement at either amortised cost or fair value through other comprehensive income.
- equity investments which the Shire has elected to recognise as fair value gains and losses through profit or loss.

**SHIRE OF COOLGARDIE
NOTES TO AND FORMING PART OF THE FINANCIAL REPORT
FOR THE YEAR ENDED 30 JUNE 2023**

5. TRADE AND OTHER RECEIVABLES

	Note	2023	2022
		\$	\$
Current			
Rates receivable		1,205,209	1,187,654
Trade and other receivables		1,068,701	436,491
GST receivable		273,243	313,281
Allowance for credit losses of trade and other receivables		(3,344)	(4,351)
Allowance for credit losses of rates receivables		(61,025)	(81,982)
Receivable from joint operation	23	100,000	100,000
Pensioner Rebates		9,530	6,853
		2,592,314	1,957,946
Non-current			
Rates receivable		148,809	139,238
		148,809	139,238

Disclosure of opening and closing balances related to contracts with customers

	Note	30 June 2023 Actual	30 June 2022 Actual	1 July 2021 Actual
		\$	\$	\$
Information about receivables from contracts with customers along with financial assets and associated liabilities arising from transfers to enable the acquisition or construction of recognisable non financial assets is:				
Trade and other receivables from contracts with customers		1,168,701	536,491	718,216
Allowance for credit losses of trade and other receivables	5	(3,344)	(4,351)	(115,273)
Total trade and other receivables from contracts with customers		1,165,357	532,140	602,943

SIGNIFICANT ACCOUNTING POLICIES

Rates and statutory receivables

Rates and statutory receivables are non-contractual receivables arising from statutory requirements and include amounts due from ratepayers for unpaid rates and service charges and other statutory charges or fines.

Rates and statutory receivables are recognised when the taxable event has occurred and can be measured reliably.

Trade receivables

Trade receivables are amounts receivable from contractual arrangements with customers for goods sold, services performed or grants or contributions with sufficiently specific performance obligations as part of the ordinary course of business.

Other receivables

Other receivables are amounts receivable from contractual arrangements with third parties other than contracts with customers including grants for the construction of recognisable non financial assets.

Measurement

Trade and other receivables are recognised initially at the amount of the transaction price, unless they contain a significant financing component, and are to be recognised at fair value.

Classification and subsequent measurement

Receivables which are generally due for settlement within 30 days except rates receivables which are expected to be collected within 12 months are classified as current assets. All other receivables such as, deferred pensioner rates receivable after the end of the reporting period are classified as non-current assets.

Trade and other receivables are held with the objective to collect the contractual cashflows and therefore the Shire measures them subsequently at amortised cost using the effective interest rate method.

Due to the short term nature of current receivables, their carrying amount is considered to be the same as their fair value. Non-current receivables are indexed to inflation, any difference between the face value and fair value is considered immaterial.

**SHIRE OF COOLGARDIE
NOTES TO AND FORMING PART OF THE FINANCIAL REPORT
FOR THE YEAR ENDED 30 JUNE 2023**

6. INVENTORIES

Note	2023	2022
Current	\$	\$
Visitor centre stock	14,418	11,033
	14,418	11,033
The following movements in inventories occurred during the year:		
Balance at beginning of year	11,033	9,171
Inventories expensed during the year	(9,045)	0
Additions to inventory	12,430	1,862
Balance at end of year	14,418	11,033

SIGNIFICANT ACCOUNTING POLICIES

General

Inventories are measured at the lower of cost and net realisable value.

Net realisable value is the estimated selling price in the ordinary course of business less the estimated costs of completion and the estimated costs necessary to make the sale.

**SHIRE OF COOLGARDIE
NOTES TO AND FORMING PART OF THE FINANCIAL REPORT
FOR THE YEAR ENDED 30 JUNE 2023**

7. OTHER ASSETS

	2023	2022
	\$	\$
Other assets - current		
Prepayments	255,700	25,206
Accrued income	33,098	0
	288,798	25,206

SIGNIFICANT ACCOUNTING POLICIES

Other current assets

Other non-financial assets include prepayments which represent payments in advance of receipt of goods or services or that part of expenditure made in one accounting period covering a term extending beyond that period.

SHIRE OF COOLGARDIE
NOTES TO AND FORMING PART OF THE FINANCIAL REPORT
FOR THE YEAR ENDED 30 JUNE 2023

8. PROPERTY, PLANT AND EQUIPMENT

(a) Movements in Balances

Movement in the balances of each class of property, plant and equipment between the beginning and the end of the current financial year.

	Land	Buildings - non- specialised	Buildings - specialised	Total land and buildings not subject to operating lease	Total land and buildings	Furniture and equipment	Plant and equipment	Total property, plant and equipment
	\$	\$	\$	\$	\$	\$	\$	\$
Balance at 1 July 2021	1,072,600	882,000	28,453,406	30,408,006	30,408,006	285,522	1,461,066	32,154,594
Additions	0	18,169	3,333,904	3,352,073	3,352,073	34,111	223,232	3,609,416
Disposals	0	0	(65,250)	(65,250)	(65,250)	0	0	(65,250)
Revaluation increments / (decrements) transferred to revaluation surplus	1,020,400	419,361	3,384,245	4,824,006	4,824,006	0	0	4,824,006
Depreciation	0	(19,530)	(784,248)	(803,778)	(803,778)	(50,560)	(229,003)	(1,083,341)
Balance at 30 June 2022	2,093,000	1,300,000	34,322,057	37,715,057	37,715,057	269,073	1,455,295	39,439,425
Comprises:								
Gross balance amount at 30 June 2022	2,093,000	1,397,530	38,108,263	41,598,793	41,598,793	845,827	2,502,015	44,946,635
Accumulated depreciation at 30 June 2022	0	(97,530)	(3,786,206)	(3,883,736)	(3,883,736)	(576,754)	(1,046,720)	(5,507,210)
Balance at 30 June 2022	2,093,000	1,300,000	34,322,057	37,715,057	37,715,057	269,073	1,455,295	39,439,425
Additions	79,633	23,240	10,263,176	10,366,049	10,366,049	95,551	164,295	10,625,895
Disposals	0	0	0	0	0	0	(48,548)	(48,548)
Depreciation	0	(28,413)	(870,067)	(898,480)	(898,480)	(61,931)	(241,715)	(1,202,126)
Balance at 30 June 2023	2,172,633	1,294,827	43,715,166	47,182,626	47,182,626	302,693	1,329,327	48,814,646
Comprises:								
Gross balance amount at 30 June 2023	2,172,633	1,420,770	48,371,439	51,964,842	51,964,842	941,377	2,533,085	55,439,304
Accumulated depreciation at 30 June 2023	0	(125,943)	(4,656,273)	(4,782,216)	(4,782,216)	(638,684)	(1,203,758)	(6,624,658)
Balance at 30 June 2023	2,172,633	1,294,827	43,715,166	47,182,626	47,182,626	302,693	1,329,327	48,814,646

**SHIRE OF COOLGARDIE
NOTES TO AND FORMING PART OF THE FINANCIAL REPORT
FOR THE YEAR ENDED 30 JUNE 2023**

8. PROPERTY, PLANT AND EQUIPMENT (Continued)

(b) Carrying Value Measurements

Asset Class	Fair Value Hierarchy	Valuation Technique	Basis of Valuation	Date of Last Valuation	Inputs Used
(i) Fair Value					
Land and buildings					
Land	2	Market approach using recent observable market data for similar properties	Independent Registered Valuer	June 2022	Price per hectare, with reference to current zoning of land. Market values were used unless there were some restrictions or other factors associated with the land.
Buildings - non-specialised	2	Market approach using recent observable market data for similar properties	Independent Registered Valuer	June 2022	Observable open market values of similar assets adjusted for condition and comparability at the highest and best use
Buildings - specialised	3	Cost approach using depreciated replacement cost	Independent Registered Valuer	June 2022	Construction costs based on recent contract prices, current condition, residual values and remaining useful life assessments
Level 3 inputs are based on assumptions with regards to future values and patterns of consumption utilising current information. If the basis of these assumptions were varied, they have the potential to result in a significantly higher or lower fair value measurement.					
During the period there were no changes in the valuation techniques used by the local government to determine the fair value of property, plant and equipment using either level 2 or level 3 inputs.					
(ii) Cost					
Furniture and equipment		N/A	Cost	N/A	Not Applicable
Plant and equipment		N/A	Cost	N/A	Not Applicable

SHIRE OF COOLGARDIE
NOTES TO AND FORMING PART OF THE FINANCIAL REPORT
FOR THE YEAR ENDED 30 JUNE 2023

9. INFRASTRUCTURE

(a) Movements in Balances

Movement in the balances of each class of infrastructure between the beginning and the end of the current financial year.

	Infrastructure - roads Restated*	Infrastructure - footpaths	Infrastructure - drainage	Infrastructure - parks & ovals	Infrastructure - sewerage	Infrastructure - other	Infrastructure - landfill assets	Total Infrastructure
	\$	\$	\$	\$	\$	\$	\$	\$
Balance at 1 July 2021 (Original)	128,722,055	2,716,926	1,224,684	4,669,799	3,611,204	11,449,972	1,517,818	153,912,458
Correction of prior period errors	(34,610,036)	0	0	0	0	0	0	(34,610,036)
Balance at 1 July 2021 (Restated)	94,112,019	2,716,926	1,224,684	4,669,799	3,611,204	11,449,972	1,517,818	119,302,422
Additions	1,378,935	14,224	9,700	91,216	0	5,872,453	0	7,366,528
Revaluation increments / (decrements) transferred to revaluation surplus	0	0	0	(1,708,041)	(555,625)	0	0	(2,263,666)
Revaluation (loss) / reversals transferred to profit or loss	0	0	0	0	0	(5,484,149)	0	(5,484,149)
Depreciation (restated)	(1,974,509)	(86,015)	(34,977)	(206,259)	(38,677)	(269,818)	(237,261)	(2,847,516)
Balance at 30 June 2022 (Restated)	93,516,445	2,645,135	1,199,407	2,846,715	3,016,902	11,568,458	1,280,557	116,073,619
Comprises:								
Gross balance at 30 June 2022 (restated)	101,193,883	2,983,630	1,331,250	3,650,529	3,169,415	12,353,751	1,880,098	126,562,556
Accumulated depreciation at 30 June 2022 (restated)	(7,677,438)	(338,495)	(131,843)	(803,814)	(152,513)	(785,293)	(599,541)	(10,488,937)
Balance at 30 June 2022 (Restated)	93,516,445	2,645,135	1,199,407	2,846,715	3,016,902	11,568,458	1,280,557	116,073,619
Additions	1,988,343	0	30,551	171,438	229,266	755,882	2,207,219	5,382,699
Revaluation increments / (decrements) transferred to revaluation surplus	5,849,361	(587,616)	(233,995)	0	0	0	0	5,027,750
Depreciation	(2,009,405)	(86,489)	(35,500)	(105,514)	(32,018)	(266,739)	(421,798)	(2,957,463)
Balance at 30 June 2023	99,344,744	1,971,030	960,463	2,912,639	3,214,150	12,057,601	3,065,978	123,526,605
Comprises:								
Gross balance at 30 June 2023	161,887,658	6,160,163	2,218,153	3,821,967	3,398,680	13,109,633	4,087,316	194,683,570
Accumulated depreciation at 30 June 2023	(62,542,914)	(4,189,133)	(1,257,690)	(909,328)	(184,530)	(1,052,032)	(1,021,338)	(71,156,965)
Balance at 30 June 2023	99,344,744	1,971,030	960,463	2,912,639	3,214,150	12,057,601	3,065,978	123,526,605

* See Note 30 for details regarding correction of prior period errors

**SHIRE OF COOLGARDIE
NOTES TO AND FORMING PART OF THE FINANCIAL REPORT
FOR THE YEAR ENDED 30 JUNE 2023**

9. INFRASTRUCTURE (Continued)

(b) Carrying Value Measurements

Asset Class	Fair Value Hierarchy	Valuation Technique	Basis of Valuation	Date of Last Valuation	Inputs Used
(i) Fair Value					
Infrastructure - roads	3	Cost approach using depreciated replacement cost	Independent Registered Valuer	June 2023	Construction costs and current condition, residual values and remaining useful life assessments
Infrastructure - footpaths	3	Cost approach using depreciated replacement cost	Independent Registered Valuer	June 2023	Construction costs and current condition, residual values and remaining useful life assessments
Infrastructure - drainage	3	Cost approach using depreciated replacement cost	Independent Registered Valuer	June 2023	Construction costs and current condition, residual values and remaining useful life assessments
Infrastructure - parks & ovals	3	Cost approach using depreciated replacement cost	Independent Registered Valuer	June 2022	Construction costs and current condition, residual values and remaining useful life assessments
Infrastructure - sewerage	3	Cost approach using depreciated replacement cost	Independent Registered Valuer	June 2022	Construction costs and current condition, residual values and remaining useful life assessments
Infrastructure - other	3	Cost approach using depreciated replacement cost	Independent Registered Valuer	June 2022	Construction costs and current condition, residual values and remaining useful life assessments

Level 3 inputs are based on assumptions with regards to future values and patterns of consumption utilising current information. If the basis of these assumptions were varied, they have the potential to result in a significantly higher or lower fair value measurement.

During the period there were no changes in the valuation techniques used to determine the fair value of infrastructure using level 3 inputs.

**SHIRE OF COOLGARDIE
NOTES TO AND FORMING PART OF THE FINANCIAL REPORT
FOR THE YEAR ENDED 30 JUNE 2023**

10. FIXED ASSETS

(a) Depreciation

Depreciation rates

Typical estimated useful lives for the different asset classes for the current and prior years are included in the table below:

Asset Class	Useful life
Land - freehold land	Not depreciated
Buildings - non-specialised	30-50 years
Buildings - specialised	3-50 years
Furniture and equipment	3-40 years
Plant and equipment	5-20 years
Infrastructure - roads	15-90 years
Infrastructure - footpaths	20-60 years
Infrastructure - drainage	75 years
Infrastructure - parks & ovals	5-50 years
Infrastructure - sewerage	10-100 years
Infrastructure - kerbing	60 years
Infrastructure - other	2-50 years
Infrastructure - landfill assets	6.5 years
Right of Use - plant & equipment	3-7 years

**SHIRE OF COOLGARDIE
NOTES TO AND FORMING PART OF THE FINANCIAL REPORT
FOR THE YEAR ENDED 30 JUNE 2023**

10. FIXED ASSETS (Continued)

SIGNIFICANT ACCOUNTING POLICIES

Fixed assets

Each class of fixed assets within either property, plant and equipment or infrastructure, is carried at cost or fair value (as indicated), less any accumulated depreciation and impairment losses.

Initial recognition and measurement for assets held at cost

Plant and equipment including furniture and equipment is recognised at cost on acquisition in accordance with *Financial Management Regulation 17A*. Where acquired at no cost, the asset is initially recognised at fair value. Assets held at cost are depreciated and assessed for indicators of impairment annually.

Initial recognition and measurement between mandatory revaluation dates for assets held at fair value

Assets for which the fair value as at the date of acquisition is under \$5,000 are not recognised as an asset in accordance with *Financial Management Regulation 17A (5)*. These assets are expensed immediately.

Where multiple individual low value assets are purchased together as part of a larger asset or collectively forming a larger asset exceeding the threshold, the individual assets are recognised as one asset and capitalised.

Upon initial recognition, cost is determined as the amount paid (or other consideration given) to acquire the assets, plus costs incidental to the acquisition. For assets acquired at zero cost or otherwise significantly less than fair value, cost is determined as fair value at the date of acquisition. The cost of non-current assets constructed by the Shire includes the cost of all materials used in construction, direct labour on the project and an appropriate proportion of variable and fixed overheads.

Individual assets that are land, buildings and infrastructure acquired between scheduled revaluation dates of the asset class in accordance with the Shire's revaluation policy, are recognised at cost and disclosed as being at fair value as management believes cost approximates fair value. They are subject to subsequent revaluation at the next revaluation date consistent with *Financial Management Regulation 17A(4)*.

Revaluation

The fair value of land, buildings and infrastructure and is determined at least every five years in accordance with the regulatory framework. This includes buildings and infrastructure items which were pre-existing improvements (i.e. vested improvements) on vested land acquired by the Shire.

At the end of each period, the carrying amount for each asset class is reviewed and, where appropriate, the fair value is updated to reflect current market conditions consistent with *Financial Management Regulation 17A(2)* which requires land, buildings infrastructure, investment properties and vested improvements to be shown at fair value.

Revaluation (continued)

For property, plant and equipment and infrastructure, increases in the carrying amount arising on revaluation of asset classes are credited to a revaluation surplus in equity. Decreases that offset previous increases of the same class of asset are recognised against revaluation surplus directly in equity. All other decreases are recognised in profit or loss. Subsequent increases are then recognised in profit or loss to the extent they reverse a net revaluation decrease previously recognised in profit or loss for the same class of asset.

Depreciation

The depreciable amount of all property, plant and equipment and infrastructure, are depreciated on a straight-line basis over the individual asset's useful life from the time the asset is held ready for use. Leasehold improvements are depreciated over the shorter of either the unexpired period of the lease or the estimated useful life of the improvements.

The assets residual values and useful lives are reviewed, and adjusted if appropriate, at the end of each reporting period.

Depreciation on revaluation

When an item of property, plant and equipment and infrastructure is revalued, any accumulated depreciation at the date of the revaluation is treated in one of the following ways:

- (i) The gross carrying amount is adjusted in a manner that is consistent with the revaluation of the carrying amount of the asset.
- (ii) Eliminated against the gross carrying amount of the asset and the net amount restated to the revalued amount of the asset.

Impairment

An asset's carrying amount is written down immediately to its recoverable amount if the asset's carrying amount is greater than its estimated recoverable amount.

Gains or losses on disposal

Gains and losses on disposals are determined by comparing proceeds with the carrying amount. These gains and losses are included in the Statement of Comprehensive Income in the period in which they arise.

SHIRE OF COOLGARDIE
NOTES TO AND FORMING PART OF THE FINANCIAL REPORT
FOR THE YEAR ENDED 30 JUNE 2023

11. LEASES

(a) Right-of-Use Assets

Movement in the balance of each class of right-of-use asset between the beginning and the end of the current financial year.

	Note	Right-of-use assets - plant and equipment \$	Right-of-use assets Total \$
Balance at 1 July 2021		398,717	398,717
Additions		1,110,001	1,110,001
Revaluation (loss) / reversals transferred to profit or loss		8,848	8,848
Depreciation		(157,048)	(157,048)
Balance at 30 June 2022		1,360,518	1,360,518
Gross balance amount at 30 June 2022		1,854,239	1,854,239
Accumulated depreciation at 30 June 2022		(493,721)	(493,721)
Balance at 30 June 2022		1,360,518	1,360,518
Additions		313,626	313,626
Revaluation (loss) / reversals transferred to profit or loss		(5,478)	(5,478)
Depreciation		(366,807)	(366,807)
Balance at 30 June 2023		1,301,859	1,301,859
Gross balance amount at 30 June 2023		2,162,473	2,162,473
Accumulated depreciation at 30 June 2023		(860,614)	(860,614)
Balance at 30 June 2023		1,301,859	1,301,859

The following amounts were recognised in the statement of comprehensive income during the period in respect of leases where the entity is the lessee:

		2023 Actual \$	2022 Actual \$
Depreciation on right-of-use assets	10(a)	(366,807)	(157,048)
Finance charge on lease liabilities	28(d)	(88,128)	(24,091)
Total amount recognised in the statement of comprehensive income		(454,935)	(181,139)
Total cash outflow from leases		(401,025)	(150,113)
(b) Lease Liabilities			
Current		345,541	263,357
Non-current		1,092,402	1,179,390
	28(d)	1,437,943	1,442,747

Secured liabilities and assets pledged as security

Lease liabilities are effectively secured, as the rights to the leased assets recognised in the financial statements revert to the lessor in the event of default.

**SHIRE OF COOLGARDIE
NOTES TO AND FORMING PART OF THE FINANCIAL REPORT
FOR THE YEAR ENDED 30 JUNE 2023**

11. LEASES (Continued)

SIGNIFICANT ACCOUNTING POLICIES

Leases

At inception of a contract, the Shire assesses if the contract contains or is a lease. A contract is, or contains, a lease if the contract conveys the right to control the use of an identified asset for a period of time in exchange for consideration.

At the commencement date, a right-of-use asset is recognised at cost and lease liability at the present value of the lease payments that are not paid at that date. The lease payments are discounted using the interest rate implicit in the lease, if that rate can be readily determined. If that rate cannot be readily determined, the Shire uses its incremental borrowing rate.

All contracts that are classified as short-term leases (i.e. a lease with a term of 12 months or less) and leases of low value assets are recognised as an operating expense on a straight-line basis over the term of the lease.

Details of individual lease liabilities required by regulations are provided at Note 28(d).

Right-of-use assets - depreciation

Right-of-use assets are depreciated over the lease term or useful life of the underlying asset, whichever is the shorter. Where a lease transfers ownership of the underlying asset, or the cost of the right-of-use asset reflects that the Shire anticipates to exercise a purchase option, the specific asset is depreciated over the useful life of the underlying asset.

Right-of-use assets - measurement

Right-of-use assets are measured at cost. All right-of-use assets (other than vested improvements) under zero cost concessionary leases are measured at zero cost (i.e. not recognised in the Statement of Financial Position). The exception is vested improvements on concessionary land leases such as roads, buildings or other infrastructure which are reported at fair value.

Refer to Note 4 under revaluation for details on the significant accounting policies applying to vested improvements.

Right-of-use assets - depreciation

Right-of-use assets are depreciated over the lease term or useful life of the underlying asset, whichever is the shorter. Where a lease transfers ownership of the underlying asset, or the cost of the right-of-use asset reflects that the Shire anticipates to exercise a purchase option, the specific asset is depreciated over the useful life of the underlying asset.

(c) Lessor - Property, Plant and Equipment Subject to Lease

The table below represents a maturity analysis of the undiscounted lease payments to be received after the reporting date.

Less than 1 year
1 to 2 years
2 to 3 years
3 to 4 years
4 to 5 years
> 5 years

	2023	2022
	Actual	Actual
	\$	\$
	8,495,063	27,203
	6,270,810	2,010
	3,395,867	0
	1,687,870	0
	301,870	0
	4,338,658	0
	24,490,138	29,213

SIGNIFICANT ACCOUNTING POLICIES

The Shire as Lessor

Upon entering into each contract as a lessor, the Shire assesses if the lease is a finance or operating lease.

The contract is classified as a finance lease when the terms of the lease transfer substantially all the risks and rewards of ownership to the lessee. All other leases not within this definition are classified as operating leases. Rental income received from operating leases is recognised on a straight-line basis over the term of the specific lease.

Initial direct costs incurred in entering into an operating lease (eg legal cost, cost to setup) are included in the carrying amount of the leased asset and recognised as an expense on a straight-line basis over the lease term.

When a contract is determined to include lease and non-lease components, the Shire applies AASB 15 to allocate the consideration under the contract to each component.

**SHIRE OF COOLGARDIE
NOTES TO AND FORMING PART OF THE FINANCIAL REPORT
FOR THE YEAR ENDED 30 JUNE 2023**

12. TRADE AND OTHER PAYABLES

Current

Sundry creditors
Prepaid rates
ATO liabilities
Bonds and deposits held
Accrued interest on borrowings
Accrued salaries and wages
Accrued expenses

	2023	2022
	\$	\$
	2,538,709	2,619,316
	258,455	239,829
	174,760	213,453
	116,671	127,097
	50,193	23,740
	60,161	11,825
	2,963	915,196
	3,201,912	4,150,456

SIGNIFICANT ACCOUNTING POLICIES

Financial liabilities

Financial liabilities are initially recognised at fair value when the Shire becomes a party to the contractual provisions of the instrument.

Non-derivative financial liabilities (excluding financial guarantees) are subsequently measured at amortised cost.

Financial liabilities are derecognised where the related obligations are discharged, cancelled or expired. The difference between the carrying amount of the financial liability extinguished or transferred to another party and any consideration paid, including the transfer of non-cash assets or liabilities assumed, is recognised in profit or loss.

Trade and other payables

Trade and other payables represent liabilities for goods and services provided to the Shire prior to the end of the financial year that are unpaid and arise when the Shire becomes obliged to make future payments in respect of the purchase of these goods and services. The amounts are unsecured, are recognised as a current liability and are usually paid within 30 days of recognition. The carrying amounts of trade and other payables are considered to be the same as their fair values, due to their short-term nature.

Prepaid rates

Prepaid rates are, until the taxable event has occurred (start of the next financial year), refundable at the request of the ratepayer. Rates received in advance are initially recognised as a financial liability. When the taxable event occurs, the financial liability is extinguished and the Shire recognises income for the prepaid rates that have not been refunded.

SHIRE OF COOLGARDIE
NOTES TO AND FORMING PART OF THE FINANCIAL REPORT
FOR THE YEAR ENDED 30 JUNE 2023

13. OTHER LIABILITIES

	2023	2022
	\$	\$
Current		
Contract liabilities	15,500	0
Capital grant/contributions liabilities	561,869	791,498
	<u>577,369</u>	<u>791,498</u>
Reconciliation of changes in contract liabilities		
Opening balance	0	0
Additions	15,500	0
Revenue from contracts with customers included as a contract liability at the start of the period	0	0
	<u>15,500</u>	<u>0</u>
<p>The Shire expects to satisfy the performance obligations, from contracts with customers unsatisfied at the end of the reporting period, within the next 12 months.</p>		
Reconciliation of changes in capital grant/contribution liabilities		
Opening balance	791,498	444,000
Additions	482,234	791,498
Revenue from capital grant/contributions held as a liability at the start of the period	(711,863)	(444,000)
	<u>561,869</u>	<u>791,498</u>
Expected satisfaction of capital grant/contribution liabilities		
Less than 1 year	561,869	791,498
	<u>561,869</u>	<u>791,498</u>

Performance obligations in relation to capital grant/contribution liabilities are satisfied as project milestones are met or completion of construction or acquisition of the asset.

SIGNIFICANT ACCOUNTING POLICIES

Contract liabilities

Contract liabilities represent the Shire's obligation to transfer goods or services to a customer for which the Shire has received consideration from the customer.

Contract liabilities represent obligations which are not yet satisfied. Contract liabilities are recognised as revenue when the performance obligations in the contract are satisfied.

Capital grant/contribution liabilities

Capital grant/contribution liabilities represent the Shire's obligations to construct recognisable non-financial assets to identified specifications to be controlled by the Shire which are yet to be satisfied. Capital grant/contribution liabilities are recognised as income when the obligations in the contract are satisfied.

Fair values for non-current capital grant/contribution liabilities, not expected to be extinguished within 12 months, are based on discounted cash flows of expected cashflows to satisfy the obligations using a current borrowing rate. They are classified as level 3 fair values in the fair value hierarchy (see Note 25(i)) due to the unobservable inputs, including own credit risk.

**SHIRE OF COOLGARDIE
NOTES TO AND FORMING PART OF THE FINANCIAL REPORT
FOR THE YEAR ENDED 30 JUNE 2023**

14. BORROWINGS

	Note	2023			2022		
		Current	Non-current	Total	Current	Non-current	Total
Secured		\$	\$	\$	\$	\$	\$
Bank overdrafts		1,000,000	0	1,000,000	0	0	0
Loans		3,280,225	14,094,727	17,374,952	1,349,605	6,376,172	7,725,777
Total secured borrowings	28(a)	<u>4,280,225</u>	<u>14,094,727</u>	<u>18,374,952</u>	<u>1,349,605</u>	<u>6,376,172</u>	<u>7,725,777</u>

Secured liabilities and assets pledged as security

Bank overdrafts and bank loans are secured by a floating charge over the rates of the Shire of Coolgardie.

The Shire of Coolgardie has complied with the financial covenants of its borrowing facilities during the 2023 and 2022 years.

SIGNIFICANT ACCOUNTING POLICIES

Borrowing costs

Fair values of borrowings are not materially different to their carrying amounts, since the interest payable on those borrowings is either close to current market rates or the borrowings are of a short term nature.

Borrowings fair values are based on discounted cash flows using a current borrowing rate. They are classified as level 3 fair values in the fair value hierarchy (see Note 23(i)) due to the unobservable inputs, including own credit risk.

Risk

Details of individual borrowings required by regulations are provided at Note 28(a).

**SHIRE OF COOLGARDIE
NOTES TO AND FORMING PART OF THE FINANCIAL REPORT
FOR THE YEAR ENDED 30 JUNE 2023**

15. EMPLOYEE RELATED PROVISIONS

Employee Related Provisions

	2023	2022
Current provisions	\$	\$
Employee benefit provisions		
Annual leave	285,293	244,509
Long service leave	126,792	112,844
Total current employee related provisions	412,085	357,353
Non-current provisions		
Employee benefit provisions		
Long service leave	86,934	84,149
Total non-current employee related provisions	86,934	84,149
Total employee related provisions	499,019	441,502

Provision is made for benefits accruing to employees in respect of wages and salaries, annual leave and long service leave and associated on costs for services rendered up to the reporting date and recorded as an expense during the period the services are delivered.

Annual leave liabilities are classified as current, as there is no unconditional right to defer settlement for at least 12 months after the end of the reporting period.

SIGNIFICANT ACCOUNTING POLICIES

Employee benefits

The Shire's obligations for employees' annual leave, long service leave and other employee leave entitlements are recognised as employee related provisions in the Statement of Financial Position.

Short-term employee benefits

Provision is made for the Shire's obligations for short-term employee benefits. Short-term employee benefits are benefits (other than termination benefits) that are expected to be settled wholly before 12 months after the end of the annual reporting period in which the employees render the related service, including wages, salaries and sick leave. Short-term employee benefits are measured at the (undiscounted) amounts expected to be paid when the obligation is settled.

The Shire's obligations for short-term employee benefits such as wages, salaries and sick leave are recognised as a part of current trade and other payables in the statement of financial position.

Other long-term employee benefits

Long-term employee benefits provisions are measured at the present value of the expected future payments to be made to employees. Expected future payments incorporate anticipated future wage and salary levels, durations of service and employee departures and are discounted at rates determined by reference to market yields at the end of the reporting period on government bonds that have maturity dates that approximate the terms of the obligations. Any remeasurements for changes in assumptions of obligations for other long-term employee benefits are recognised in profit or loss in the periods in which the changes occur.

The Shire's obligations for long-term employee benefits are presented as non-current provisions in its statement of financial position, except where the Shire does not have an unconditional right to defer settlement for at least 12 months after the end of the reporting period, in which case the obligations are presented as current provisions.

**SHIRE OF COOLGARDIE
NOTES TO AND FORMING PART OF THE FINANCIAL REPORT
FOR THE YEAR ENDED 30 JUNE 2023**

16. OTHER PROVISIONS

	Provision for Kambalda Waste remediation costs	Provision for Coolgardie Class III remediation costs	Total
	\$	\$	\$
Opening balance at 1 July 2022			
Non-current provisions	1,808,612	0	1,808,612
	1,808,612	0	1,808,612
Additional provision	499,875	2,207,218	2,707,093
Balance at 30 June 2023	2,308,487	2,207,218	4,515,705
Comprises			
Non-current	2,308,487	2,207,218	4,515,705
	2,308,487	2,207,218	4,515,705

Other provisions

Amounts which are expected to be paid out within 12 months of the reporting date are classified as current. Exact timing of payment of non-current obligations is unable to be reliably estimated as it is dependent on factors beyond the control of the local government.

Provisions

Provisions are recognised when the Shire has a present legal or constructive obligation, as a result of past events, for which it is probable that an outflow of economic benefits will result and that outflow can be reliably measured.

Provisions are measured using the best estimate of the amounts required to settle the obligation at the end of the reporting period.

SHIRE OF COOLGARDIE
NOTES TO AND FORMING PART OF THE FINANCIAL REPORT
FOR THE YEAR ENDED 30 JUNE 2023

17. REVALUATION SURPLUS

	2023 Opening Balance	Total Movement on Revaluation	2023 Closing Balance	2022 Opening Balance (Original)	Correction of Prior Period Errors	2022 Opening Balance (Restated)	Total Movement on Revaluation	2022 Closing Balance (Restated)
	\$	\$	\$	\$		\$	\$	\$
Revaluation surplus - Land - freehold land	1,020,400	0	1,020,400	0	0	0	1,020,400	1,020,400
Revaluation surplus - Buildings - non-specialised	419,361	0	419,361	0	0	0	419,361	419,361
Revaluation surplus - Buildings - specialised	18,641,438	0	18,641,438	15,257,193	0	15,257,193	3,384,245	18,641,438
Revaluation surplus - Furniture and equipment	344,808	0	344,808	344,808	0	344,808	0	344,808
Revaluation surplus - Infrastructure - roads	59,566,951	5,849,361	65,416,312	96,296,313	(36,729,362)	59,566,951	0	59,566,951
Revaluation surplus - Infrastructure - footpaths	1,529,985	(587,616)	942,369	1,529,985	0	1,529,985	0	1,529,985
Revaluation surplus - Infrastructure - drainage	522,500	(233,995)	288,505	522,500	0	522,500	0	522,500
Revaluation surplus - Infrastructure - parks & ovals	1,204,897	0	1,204,897	2,912,938	0	2,912,938	(1,708,041)	1,204,897
Revaluation surplus - Infrastructure - sewerage	2,051,822	0	2,051,822	2,607,447	0	2,607,447	(555,625)	2,051,822
Revaluation surplus - Infrastructure - landfill assets	965,202	(499,875)	465,327	779,335	0	779,335	185,867	965,202
	86,267,364	4,527,875	90,795,239	120,250,519	(36,729,362)	83,521,157	2,746,207	86,267,364

* See Note 30 for details regarding correction of prior period errors

**SHIRE OF COOLGARDIE
NOTES TO AND FORMING PART OF THE FINANCIAL REPORT
FOR THE YEAR ENDED 30 JUNE 2023**

18. RESTRICTIONS OVER FINANCIAL ASSETS

	Note	2023 Actual \$	2022 Actual \$
The following classes of financial assets have restrictions imposed by regulations or other externally imposed requirements which limit or direct the purpose for which the resources may be used:			
- Cash and cash equivalents	3	3,663,737	1,029,370
		3,663,737	1,029,370
The restricted financial assets are a result of the following specific purposes to which the assets may be used:			
Restricted reserve accounts	29	240,791	237,872
Contract liabilities	13	15,500	0
Capital grant liabilities	13	561,869	791,498
Unspent loans	28(c)	2,845,577	0
Total restricted financial assets		3,663,737	1,029,370

**19. UNDRAWN BORROWING FACILITIES AND CREDIT
STANDBY ARRANGEMENTS**

Bank overdraft limit		1,500,000	500,000
Bank overdraft at balance date		(1,000,000)	0
Credit card limit		55,000	55,000
Credit card balance at balance date		(22,998)	(12,517)
Total amount of credit unused		532,002	542,483
Loan facilities			
Loan facilities - current		4,280,225	1,349,605
Loan facilities - non-current		14,094,727	6,376,172
Total facilities in use at balance date		18,374,952	7,725,777
Unused loan facilities at balance date		0	0

**SHIRE OF COOLGARDIE
NOTES TO AND FORMING PART OF THE FINANCIAL REPORT
FOR THE YEAR ENDED 30 JUNE 2023**

20. CONTINGENT LIABILITIES

Kambalda Landfill Facility

Under the licence for the operation of the Kambalda Landfill Facility, the Shire has a legal obligation to restore the site.

An estimate of the remediation costs has been provided (refer Note 16 - Other Provisions).

Not included in this estimate is the cost of immobilisation that would be done by a technique involving crushing the stockpiled material which requires a soil blending equipment to do so. The Shire is currently unable to estimate the cost of hire of the soil blending equipment with sufficient reliability.

Coolgardie Landfill Facility

Similarly under the licence for the operation of the Coolgardie Class III Facility, the Shire has a legal obligation to restore the site.

An estimate of the remediation costs has been provided (refer Note 16 - Other Provisions).

21. CAPITAL COMMITMENTS

	2023	2022
	\$	\$
Contracted for:		
- capital expenditure projects	5,481,501	8,557,527
	5,481,501	8,557,527
Payable:		
- not later than one year	5,481,501	8,557,527

SHIRE OF COOLGARDIE
NOTES TO AND FORMING PART OF THE FINANCIAL REPORT
FOR THE YEAR ENDED 30 JUNE 2023

22. RELATED PARTY TRANSACTIONS

(a) Elected Member Remuneration

Fees, expenses and allowances to be paid or reimbursed to elected council members.

Note	2023 Actual	2023 Budget	2022 Actual
	\$	\$	\$
President's annual allowance	37,881	37,881	34,844
President's meeting attendance fees	25,976	25,976	24,190
President's annual allowance for ICT expenses	3,500	3,500	3,500
President's travel and accommodation expenses	6,069	1,500	134
	73,426	68,857	62,668
Deputy President's annual allowance	9,470	9,470	8,739
Deputy President's meeting attendance fees	16,776	16,776	16,367
Deputy President's annual allowance for ICT expenses	3,500	3,500	3,500
	29,746	29,746	28,606
All other council member's meeting attendance fees	67,786	83,880	68,878
All other council member's annual allowance for ICT expenses	14,146	17,500	14,730
All other council member's travel and accommodation expenses	1,484	0	0
	83,416	101,380	83,608
22(b)	186,588	199,983	174,882

(b) Key Management Personnel (KMP) Compensation

The total of compensation paid to KMP of the Shire during the year are as follows:

Note	2023 Actual	2022 Actual
	\$	\$
Short-term employee benefits	818,506	881,605
Post-employment benefits	109,485	132,234
Employee - other long-term benefits	54,660	17,289
Council member costs	186,588	174,882
22(a)	1,169,239	1,206,010

Short-term employee benefits

These amounts include all salary and fringe benefits awarded to KMP except for details in respect to fees and benefits paid to council members which may be separately found in the table above.

Post-employment benefits

These amounts are the current-year's cost of the Shire's superannuation contributions made during the year.

Other long-term benefits

These amounts represent annual leave and long service leave entitlements accruing during the year.

Council member costs

These amounts represent payments of member fees, expenses, allowances and reimbursements during the year.

**SHIRE OF COOLGARDIE
NOTES TO AND FORMING PART OF THE FINANCIAL REPORT
FOR THE YEAR ENDED 30 JUNE 2023**

22. RELATED PARTY TRANSACTIONS

(c) Transactions with related parties

Transactions between related parties and the Shire are on normal commercial terms and conditions, no more favourable than those available to other parties, unless otherwise stated.

No outstanding balances or provisions for doubtful debts or guarantees exist in relation to related parties at year end.

In addition to KMP compensation above the following transactions occurred with related parties:

	2023 Actual	2022 Actual
	\$	\$
Purchase of goods and services	133,160	48,737

Related Parties

The Shire's main related parties are as follows:

i. Key management personnel

Any person(s) having authority and responsibility for planning, directing and controlling the activities of the entity, directly or indirectly, including any council member, are considered key management personnel and are detailed in Notes 22(a) and 22(b)

ii. Other Related Parties

During the previous year, several businesses controlled by a related party of a staff member were utilised by the Shire under the normal procurement procedures of the organisation.

Short-term employee benefits related to persons considered as key management employed by the Shire under normal employment terms and conditions.

Outside of normal citizen type transactions with the Shire, there were no other related party transactions involving key management personnel and/or their close family members and/or their controlled (or jointly controlled) entities.

iii. Entities subject to significant influence by the Shire

There were no such entities requiring disclosure during the current or previous year.

**SHIRE OF COOLGARDIE
NOTES TO AND FORMING PART OF THE FINANCIAL REPORT
FOR THE YEAR ENDED 30 JUNE 2023**

23. JOINT ARRANGEMENTS

(a) Goldfields Voluntary Regional Organisation of Councils

In June 2012 the Shire of Coolgardie became part of a joint venture arrangement with nine other Councils, being the Shire's of Dundas, Esperance, Laverton, Leonora, Menzies, Ngaanyatjarraku, Ravensthorpe, Wiluna and the City of Kalgoorlie-Boulder (collectively called the Goldfields Voluntary Regional Organisation of Councils - GVROC) for the provision of a regional records facility. The facility was located in Kalgoorlie and the Shire held a 1/10th share of the joint operation.

In June 2022 the joint venture arrangement with the nine other Councils was wound up, with a new joint venture arrangement entered into with two other Councils, being the Shire of Leonora and the City of Kalgoorlie-Boulder.

The facility remains located in Kalgoorlie and the Shire now holds a 1/3rd share of the joint operation.

(b) Department of Housing

The Shire has a joint arrangement with the Department of Housing to provide aged housing in Kambalda. The Shire's share of the joint arrangement is 50% and the Shire is required to set aside the equivalent of 1% of the current replacement cost of the properties from the annual rental income for the long term maintenance needs of the properties.

SIGNIFICANT ACCOUNTING POLICIES

Joint operations

A joint operation is a joint arrangement where the Shire has joint control with two or more parties to the joint arrangement. All parties to joint arrangement have rights to the assets, and obligations for the liabilities relating to the arrangement.

Assets, liabilities, revenues and expenses relating to the Shire's interest in the joint operation are accounted for in accordance with the relevant Australian Accounting Standard.

**SHIRE OF COOLGARDIE
NOTES TO AND FORMING PART OF THE FINANCIAL REPORT
FOR THE YEAR ENDED 30 JUNE 2023**

24. EVENTS OCCURRING AFTER THE END OF THE REPORTING PERIOD

There were no significant events to report post 30 June 2023 that had a significant impact on the financial report.

**SHIRE OF COOLGARDIE
NOTES TO AND FORMING PART OF THE FINANCIAL REPORT
FOR THE YEAR ENDED 30 JUNE 2023**

25. OTHER SIGNIFICANT ACCOUNTING POLICIES

a) Goods and services tax (GST)

Revenues, expenses and assets are recognised net of the amount of GST, except where the amount of GST incurred is not recoverable from the Australian Taxation Office (ATO).

Receivables and payables are stated inclusive of GST receivable or payable. The net amount of GST recoverable from, or payable to, the ATO is included with receivables or payables in the statement of financial position.

Cash flows are presented on a gross basis. The GST components of cash flows arising from investing or financing activities which are recoverable from, or payable to, the ATO are presented as operating cash flows.

b) Current and non-current classification

The asset or liability is classified as current if it is expected to be settled within the next 12 months, being the Shire's operational cycle. In the case of liabilities where the Shire does not have the unconditional right to defer settlement beyond 12 months, such as vested long service leave, the liability is classified as current even if not expected to be settled within the next 12 months. Inventories held for trading are classified as current or non-current based on the Shire's intentions to release for sale.

c) Rounding off figures

All figures shown in this annual financial report, other than a rate in the dollar, are rounded to the nearest dollar. Amounts are presented in Australian Dollars.

d) Comparative figures

Where required, comparative figures have been adjusted to conform with changes in presentation for the current financial year.

When the Shire applies an accounting policy retrospectively, makes a retrospective restatement or reclassifies items in its financial statements that has a material effect on the statement of financial position, an additional (third) Statement of Financial Position as at the beginning of the preceding period in addition to the minimum comparative financial report is presented.

e) Budget comparative figures

Unless otherwise stated, the budget comparative figures shown in this annual financial report relate to the original budget estimate for the relevant item of disclosure.

f) Superannuation

The Shire contributes to a number of Superannuation Funds on behalf of employees. All funds to which the Shire contributes are defined contribution plans.

g) Fair value of assets and liabilities

Fair value is the price that the Shire would receive to sell the asset or would have to pay to transfer a liability, in an orderly (i.e. unforced) transaction between independent, knowledgeable and willing market participants at the measurement date.

As fair value is a market-based measure, the closest equivalent observable market pricing information is used to determine fair value. Adjustments to market values may be made having regard to the characteristics of the specific asset or liability. The fair values of assets that are not traded in an active market are determined using one or more valuation techniques. These valuation techniques maximise, to the extent possible, the use of observable market data.

To the extent possible, market information is extracted from either the principal market for the asset or liability (i.e. the market with the greatest volume and level of activity for the asset or liability) or, in the absence of such a market, the most advantageous market available to the entity at the end of the reporting period (i.e. the market that maximises the receipts from the sale of the asset after taking into account transaction costs and transport costs).

For non-financial assets, the fair value measurement also takes into account a market participant's ability to use the asset in its highest and best use or to sell it to another market participant that would use the asset in its highest and best use.

h) Interest revenue

Interest revenue is calculated by applying the effective interest rate to the gross carrying amount of a financial asset measured at amortised cost except for financial assets that subsequently become credit-impaired. For credit-impaired financial assets the effective interest rate is applied to the net carrying amount of the financial asset (after deduction of the loss allowance).

i) Fair value hierarchy

AASB 13 requires the disclosure of fair value information by level of the fair value hierarchy, which categorises fair value measurement into one of three possible levels based on the lowest level that an input that is significant to the measurement can be categorised into as follows:

Level 1

Measurements based on quoted prices (unadjusted) in active markets for identical assets or liabilities that the entity can access at the measurement date.

Level 2

Measurements based on inputs other than quoted prices included in Level 1 that are observable for the asset or liability, either directly or indirectly.

Level 3

Measurements based on unobservable inputs for the asset or liability.

The fair values of assets and liabilities that are not traded in an active market are determined using one or more valuation techniques. These valuation techniques maximise, to the extent possible, the use of observable market data. If all significant inputs required to measure fair value are observable, the asset or liability is included in Level 2. If one or more significant inputs are not based on observable market data, the asset or liability is included in Level 3.

Valuation techniques

The Shire selects a valuation technique that is appropriate in the circumstances and for which sufficient data is available to measure fair value. The availability of sufficient and relevant data primarily depends on the specific characteristics of the asset or liability being measured. The valuation techniques selected by the Shire are consistent with one or more of the following valuation approaches:

Market approach

Valuation techniques that use prices and other relevant information generated by market transactions for identical or similar assets or liabilities.

Income approach

Valuation techniques that convert estimated future cash flows or income and expenses into a single discounted present value.

Cost approach

Valuation techniques that reflect the current replacement cost of the service capacity of an asset.

Each valuation technique requires inputs that reflect the assumptions that buyers and sellers would use when pricing the asset or liability, including assumptions about risks. When selecting a valuation technique, the Shire gives priority to those techniques that maximise the use of observable inputs and minimise the use of unobservable inputs. Inputs that are developed using market data (such as publicly available information on actual transactions) and reflect the assumptions that buyers and sellers would generally use when pricing the asset or liability are considered observable, whereas inputs for which market data is not available and therefore are developed using the best information available about such assumptions are considered unobservable.

j) Impairment of assets

In accordance with Australian Accounting Standards the Shire's assets, other than inventories, are assessed at each reporting date to determine whether there is any indication they may be impaired.

Where such an indication exists, an impairment test is carried out on the asset by comparing the recoverable amount of the asset, being the higher of the asset's fair value less costs to sell and value in use, to the asset's carrying amount.

Any excess of the asset's carrying amount over its recoverable amount is recognised immediately in profit or loss, unless the asset is carried at a revalued amount in accordance with another Standard (e.g. AASB 116) whereby any impairment loss of a revalued asset is treated as a revaluation decrease in accordance with that other Standard.

SHIRE OF COOLGARDIE
NOTES TO AND FORMING PART OF THE FINANCIAL REPORT
FOR THE YEAR ENDED 30 JUNE 2023

26. RATING INFORMATION

(a) General Rates

RATE TYPE Rate Description	Basis of valuation	Rate in \$	Number of Properties	2022/23 Actual Rateable Value*	2022/23 Actual Rate Revenue	2022/23 Actual Interim Rates	2022/23 Actual Total Revenue	2022/23 Budget Rate Revenue	2022/23 Budget Interim Rate	2022/23 Budget Total Revenue	2021/22 Actual Total Revenue
Residential, Commercial & Light Industry	Gross rental valuation	0.079883	915	12,326,202	984,653	(1,764)	982,889	986,219	0	986,219	1,199,901
Transient Workforce	Gross rental valuation	0.239648	3	1,380,500	330,834	0	330,834	330,834	184,398	515,232	190,239
Mining	Unimproved valuation	0.227925	1,321	27,241,018	6,208,908	82,095	6,291,003	6,216,088	225,000	6,441,088	892,503
Rural/Pastoral	Unimproved valuation	0.115988	29	8,359,768	969,633	(599)	969,034	969,633	0	969,633	5,461,293
Total general rates			2,268	49,307,488	8,494,028	79,732	8,573,760	8,502,774	409,398	8,912,172	7,743,936
Minimum Payment											
Minimum payment											
Residential, Commercial & Light Industry	Gross rental valuation	743	880	5,924,338	653,840	0	653,840	654,583	0	654,583	477,302
Transient Workforce	Gross rental valuation	2,229	0	0	0	0	0	0	0	0	0
Mining	Unimproved valuation	458	497	516,907	227,626	0	227,626	226,710	0	226,710	9,758
Rural/Pastoral	Unimproved valuation	718	14	13,500	10,052	0	10,052	10,052	0	10,052	238,965
Total minimum payments			1,391	6,454,745	891,518	0	891,518	891,345	0	891,345	726,025
Total general rates and minimum payments			3,659	55,762,233	9,385,546	79,732	9,465,278	9,394,119	409,398	9,803,517	8,469,961
Discounts							0			0	(15,033)
Concessions							(16,627)			(32,500)	(26,036)
Total Rates							9,448,651			9,771,017	8,428,892
Rate instalment interest							10,553			18,000	17,151
Rate overdue interest							19,408			30,000	25,688

The rate revenue was recognised from the rate record as soon as practicable after the Shire resolved to impose rates in the financial year as well as when the rate record was amended to ensure the information in the record was current and correct.

SHIRE OF COOLGARDIE
NOTES TO AND FORMING PART OF THE FINANCIAL REPORT
FOR THE YEAR ENDED 30 JUNE 2023

27. DETERMINATION OF SURPLUS OR DEFICIT

	2022/23 (30 June 2023 Carried Forward)	2022/23 Budget (30 June 2023 Carried Forward)	2021/22 (30 June 2022 Carried Forward Restated*
Note	\$	\$	\$
(a) Non-cash amounts excluded from operating activities			
The following non-cash revenue or expenditure has been excluded from amounts attributable to operating activities within the Statement of Financial Activity in accordance with <i>Financial Management Regulation 32</i> .			
Adjustments to operating activities			
Less: Profit on asset disposals	(51,857)	(12,800)	(9,750)
Less: Fair value adjustments to financial assets at fair value through profit or loss	(4,607)	0	(4,996)
Add: Loss on disposal of assets	0	0	12,974
Add: Impairment on revaluation of fixed assets	0	0	5,484,149
Add: Depreciation (restated)	4,526,396	4,980,534	4,087,905
Non-cash movements in current assets and liabilities:			
Accrued interest on borrowings	26,453	0	2,543
Employee benefit provisions	54,732	0	(6,518)
Right of Use Assets	(55)	0	(3,086)
Non-cash movements in non-current assets and liabilities:			
Pensioner deferred rates	(9,571)	0	13,849
Employee benefit provisions	2,785	0	11,096
Other provisions	2,207,218	0	0
Non-cash amounts excluded from operating activities	6,751,494	4,967,734	9,588,166
(b) Surplus or deficit after imposition of general rates			
The following current assets and liabilities have been excluded from the net current assets used in the Statement of Financial Activity in accordance with <i>Financial Management Regulation 32</i> to agree to the surplus/(deficit) after imposition of general rates.			
Adjustments to net current assets			
Less: Reserve accounts	29 (240,791)	(238,499)	(237,872)
Add: Current liabilities not expected to be cleared at end of year			
- Current portion of borrowings	14 4,280,225	11,929,431	1,349,605
- Accrued Interest on borrowings	50,193	0	23,740
- Current portion of lease liabilities	11(b) 345,541	270,638	263,357
- Employee benefit provisions	15 412,085	358,021	357,353
Total adjustments to net current assets	4,847,253	12,319,591	1,756,183
Net current assets used in the Statement of Financial Activity			
Total current assets	4,409,570	2,234,669	3,899,059
Less: Total current liabilities	(8,817,132)	(15,153,496)	(6,912,269)
Less: Total adjustments to net current assets	4,847,253	12,319,591	1,756,183
Surplus or deficit after imposition of general rates	439,691	(599,236)	(1,257,027)

* See Note 30 for details regarding correction of prior period errors

SHIRE OF COOLGARDIE
NOTES TO AND FORMING PART OF THE FINANCIAL REPORT
FOR THE YEAR ENDED 30 JUNE 2023

28. BORROWING AND LEASE LIABILITIES

(a) Borrowings

Purpose	Note	Actual						Budget							
		Principal at	New Loans	Principal	Principal at 30	New Loans	Principal	Principal at 1	New Loans	Principal	Principal at				
		1 July 2021	During 2021-22	Repayments During 2021-22	June 2022	During 2022-23	Repayments During 2022-23	July 2022	During 2022-23	Repayments During 2022-23	30 June 2023				
Kambalda Workers Accommodation 200 Person Camp		0	2,000,000	0	2,000,000	5,750,000	0	7,750,000	2,000,000	5,500,000	(351,000)	7,149,000			
Workers Accommodation Executive Housing		0	0	0	0	500,000	(44,550)	455,450	0	0	0	0			
Kambalda Workers Accommodation 120 Person Camp		0	0	0	0	2,500,000	0	2,500,000	0	0	0	0			
Goodenia Court Unit Development		0	0	0	0	1,000,000	(37,788)	962,212	0	0	0	0			
Coolgardie Class 3 Waste Facility		0	3,500,000	(84,000)	3,416,000	0	(708,000)	2,708,000	3,416,000	0	(708,000)	2,708,000			
Tyre Shredder		0	0	0	0	0	0	0	0	1,000,000	(119,000)	881,000			
Coolgardie Aquatic Facilities	129,141	0	0	(41,212)	87,929	98,008	(94,756)	91,181	87,929	0	(32,709)	55,220			
Kambalda Aquatic Facilities	1,556,247	0	0	(180,119)	1,376,128	1,368,143	(1,471,439)	1,272,832	1,376,128	0	(255,275)	1,120,853			
Kambalda Aquatic Facilities	545,174	0	0	(57,642)	487,532	464,560	(519,895)	432,197	487,532	0	(87,745)	399,787			
Coolgardie Post Office	379,251	0	0	(21,063)	358,188	419,289	(387,397)	390,080	358,188	0	(66,445)	291,743			
Kambalda Aerodrome Refurbishment		0	0	0	0	1,000,000	(187,000)	813,000	0	1,000,000	(204,000)	796,000			
Sewerage Facility		0	0	0	0	0	0	0	0	1,600,000	0	1,600,000			
Kambalda Aerodrome Upgrade		0	0	0	0	0	0	0	0	3,100,000	0	3,100,000			
ANZ Overdraft Facility		0	0	0	0	1,000,000	0	1,000,000	0	0	0	0			
Total Borrowings	14	2,609,813	5,500,000	(384,036)	7,725,777	14,100,000	(3,450,825)	18,374,952	7,725,777	12,200,000	(1,824,174)	18,101,603			

Borrowing Finance Cost Payments

Purpose	Note	Loan Number	Institution	Interest Rate	Date final payment is due	Actual for year ending	Budget for year ending	Actual for year ending
						30 June 2023	30 June 2023	30 June 2022
						\$	\$	\$
Kambalda Workers Accommodation 200 Person Camp	118	ANZ	5.42%	31/05/2028		(261,651)	(160,937)	(5,034)
Workers Accommodation Executive Housing	120	ANZ	5.09%	20/12/2027		(13,040)	0	0
Kambalda Workers Accommodation 120 Person Camp	121	ANZ	4.90%	20/12/2027		(20,137)	0	0
Goodenia Court Unit Development	122	ANZ	5.71%	20/12/2032		(29,705)	0	0
Coolgardie Class 3 Waste Facility	117	ANZ	5.32%	4/05/2027		(134,801)	(94,008)	(9,469)
Tyre Shredder	128	N/A	N/A	N/A		0	(19,437)	0
Coolgardie Aquatic Facilities	112	N/A	6.10%	16/08/2032		(4,748)	(1,915)	(5,332)
Kambalda Aquatic Facilities	114	CBA	6.10%	16/08/2032		(63,136)	(46,617)	(43,946)
Kambalda Aquatic Facilities	116	CBA	6.10%	16/08/2032		(20,942)	(16,023)	(8,013)
Coolgardie Post Office	113	CBA	6.10%	16/08/2032		(20,484)	(12,134)	(21,695)
Kambalda Aerodrome Refurbishment	119	CBA	5.21%	31/05/2027		(39,557)	(28,102)	0
ANZ Overdraft Facility	N/A	ANZ	10.32%	N/A		(266)	0	0
CBA Overdraft Facility	N/A	CBA	10.58%	N/A		0	0	0
Total						(608,467)	(379,173)	(93,489)
Total Finance Cost Payments						(608,467)	(379,173)	(93,489)

SHIRE OF COOLGARDIE
NOTES TO AND FORMING PART OF THE FINANCIAL REPORT
FOR THE YEAR ENDED 30 JUNE 2023

28. BORROWING AND LEASE LIABILITIES (Continued)

(b) New Borrowings - 2022/23

Particulars/Purpose	Institution	Loan Type	Term Years	Interest Rate %	Amount Borrowed		Amount (Used)		Total Interest & Charges	Actual Balance Unspent
					2023 Actual	2023 Budget	2023 Actual	2023 Budget		
					\$	\$	\$	\$		
Kambalda Aerodrome Refurbishment	ANZ	Variable	5 Years	5.21%	1,000,000	1,000,000	1,000,000	1,000,000	124,638	0
200 Person Workers Accommodation Facility	ANZ	Variable	5 Years	5.42%	5,750,000	5,500,000	5,750,000	5,500,000	935,354	0
Workers Accommodation Executive Housing	CBA	Fixed	5 Years	5.09%	500,000	0	130,490	0	69,551	369,510
120 Person Workers Accommodation Facility	CBA	Fixed	5 Years	4.90%	2,500,000	0	1,023,933	0	334,939	1,476,067
Goodenia Court Unit Development	CBA	Fixed	5 Years	5.71%	1,000,000	0	0	0	319,746	1,000,000
WATC Loan Refinancing	CBA	Variable	10 Years	6.10%	2,350,000	0	2,350,000	0	692,423	0
Kambalda Aerodrome Upgrade	N/A	N/A	N/A	N/A	0	3,100,000	0	3,100,000	0	0
Tyre Shredder	N/A	N/A	N/A	N/A	0	1,000,000	0	1,000,000	0	0
Sewerage Facility	N/A	N/A	N/A	N/A	0	1,600,000	0	1,600,000	0	0
					13,100,000	12,200,000	10,254,423	12,200,000	2,476,651	2,845,577

* WA Treasury Corporation

(c) Unspent Borrowings

Particulars	Institution	Date Borrowed	Unspent Balance 1 July 2022	Borrowed During Year	Expended During Year	Unspent Balance 30 June 2023
			\$	\$	\$	\$
200 Person Workers Accommodation Facility	ANZ	2/02/2023	0	5,750,000	(5,750,000)	0
Workers Accommodation Executive Housing	CBA	20/12/2022	0	500,000	(130,490)	369,510
Goodenia Court Unit Development	CBA	20/12/2022	0	1,000,000	0	1,000,000
Kambalda Aerodrome Refurbishment	ANZ	1/07/2022	0	1,000,000	(1,000,000)	0
WATC Loan Refinancing	CBA	16/08/2022	0	2,350,000	(2,350,000)	0
120 Person Workers Accommodation Facility	CBA	1/05/2023	0	2,500,000	(1,023,933)	1,476,067
			0	13,100,000	(10,254,423)	2,845,577

(d) Lease Liabilities

Purpose	Note	Actual						Budget				
		New Leases		Principal Repayments	Principal at 30 June 2022	Principal		Principal at 1 July 2022	New Leases	Principal Repayments	Principal at 30 June 2023	
		Principal at 1 July 2021	During 2021-22			During 2022-23	During 2022-23					
		\$	\$	\$	\$	\$	\$	\$	\$	\$		
Kambalda Gym Equipment		0	123,245	(5,542)	117,703	(5,534)	(23,088)	89,081	128,934	0	(24,873)	104,061
P351 Hino 700 Series		155,928	6,171	(23,013)	139,086	0	(23,440)	115,646	132,915	0	(23,597)	109,318
P355 Hino 500 Series		129,874	0	(15,334)	114,540	0	(15,723)	98,817	114,540	0	(15,723)	98,817
P358 Hino 500 Series		124,355	0	(17,803)	106,552	0	(18,255)	88,297	106,552	0	(18,254)	88,298
P382 Caterpillar 962M Wheel Loader		0	372,119	(10,643)	361,476	0	(65,604)	295,872	361,545	0	(65,599)	295,946
P383 Caterpillar 826K Compactor		0	610,942	(17,473)	593,469	0	(107,707)	485,762	593,694	0	(107,693)	486,001
P387 Caterpillar D10T Dozer		0	0	0	0	278,804	(46,346)	232,458	0	0	0	0
IT Hardware		23,191	0	(23,191)	0	0	0	0	0	0	0	0
BENQ Whiteboards		19,658	3,286	(13,023)	9,921	34,823	(12,734)	32,010	6,635	0	(6,635)	0
Kambalda Accommodation Facility - Stage 2		0	0	0	0	0	0	0	0	0	0	0
Total Lease Liabilities	11(b)	453,006	1,115,763	(126,022)	1,442,747	308,093	(312,897)	1,437,943	1,444,815	0	(262,374)	1,182,441

SHIRE OF COOLGARDIE
NOTES TO AND FORMING PART OF THE FINANCIAL REPORT
FOR THE YEAR ENDED 30 JUNE 2023

28. BORROWING AND LEASE LIABILITIES (Continued)

Lease Finance Cost Payments

Purpose	Note	Lease Number	Institution	Interest Rate	Date final payment is due	Actual for year ending 30 June 2023	Budget for year ending 30 June 2023	Actual for year ending 30 June 2022	Lease Term
						\$	\$	\$	
Kambalda Gym Equipment		1234-001	Techno Gym	6.90%	7/02/2027	(6,810)	(7,877)	(3,428)	5 years
P351 Hino 700 Series		6320171	Kooya	2.54%	13/09/2025	0	(3,068)	(3,653)	7 years
P355 Hino 500 Series		6344997	Kooya	2.54%	18/03/2026	0	(2,697)	(3,086)	7 years
P358 Hino 500 Series		6374551	Kooya	2.54%	18/03/2026	0	(2,467)	(2,968)	7 years
P382 Caterpillar 962M Wheel Loader		1052022	Vestone	6.86%	3/05/2027	0	(22,077)	(3,970)	5 years
P383 Caterpillar 826K Compactor		1052022	Vestone	6.86%	3/05/2027	0	(36,254)	(6,518)	5 years
P387 Caterpillar D10T Dozer		1052022	Vestone	7.79%	5/10/2026	(81,011)	0	0	5 years
IT Hardware		45325-003	All Leasing	2.54%	16/10/2021	0	0	(123)	5 years
BENQ Whiteboards		2073290	3E Advantage	2.54%	4/04/2026	(307)	(49)	(345)	3 years
Total Finance Cost Payments	2(b)					(88,128)	(74,489)	(24,091)	

SHIRE OF COOLGARDIE
NOTES TO AND FORMING PART OF THE FINANCIAL REPORT
FOR THE YEAR ENDED 30 JUNE 2023

29. RESERVE ACCOUNTS	2023	2023	2023	2023	2023	2023	2023	2023	2022	2022	2022	2022
	Actual Opening Balance	Actual Transfer to	Actual Transfer (from)	Actual Closing Balance	Budget Opening Balance	Budget Transfer to	Budget Transfer (from)	Budget Closing Balance	Actual Opening Balance	Actual Transfer to	Actual Transfer (from)	Actual Closing Balance
	\$	\$	\$	\$	\$	\$	\$	\$	\$	\$	\$	\$
Restricted by council												
(a) Land & Buildings	0	0	0	0	0	0	0	0	199,449	0	(199,449)	0
(b) Plant & Equipment	70,950	871	0	71,821	70,950	174	0	71,124	215,668	9,782	(154,500)	70,950
(c) Sewerage	55,103	676	0	55,779	55,103	40,146	(40,000)	55,249	115,086	40,017	(100,000)	55,103
(d) Landfill	0	0	0	0	0	0	0	0	84,798	0	(84,798)	0
(e) Environmental	0	0	0	0	0	0	0	0	276,162	0	(276,162)	0
(f) Road	0	0	0	0	0	0	0	0	62,537	0	(62,537)	0
(g) Infrastructure Renewal	81,814	1,004	0	82,818	81,815	227	0	82,042	81,802	12	0	81,814
(h) Aged Accommodation	30,005	368	0	30,373	30,005	79	0	30,084	30,000	5	0	30,005
	237,872	2,919	0	240,791	237,873	40,626	(40,000)	238,499	1,065,502	49,816	(877,446)	237,872

All reserves are supported by cash and cash equivalents and financial assets at amortised cost and are restricted within equity as Reserve accounts.

In accordance with council resolutions or adopted budget in relation to each reserve account, the purpose for which the reserves are set aside and their anticipated date of use are as follows:

Name of reserve account	Purpose of the reserve account
Restricted by council	
(a) Land & Buildings	To finance purchase or capital improvements to Council buildings and facilitate subdivisions and developments
(b) Plant & Equipment	To be used for the purchase of major and minor plant and equipment
(c) Sewerage	To repair, replace or extend the Coolgardie Sewerage Infrastructure
(d) Landfill	To reinstate landfill sites at the end of their current purpose or to fund improvements at landfill sites
(e) Environmental	Funding of infrastructure and building improvements to meet environmental challenges and to promote efficient use of power & water
(f) Road	For the construction and maintenance of Roads and for which contributions have been received for Heavy Haulage Campaigns
(g) Infrastructure Renewal	To meet the needs of renewal funding for future Capital renewal infrastructure generally
(h) Aged Accommodation	To meet the needs of renewal funding for aged accommodation

**SHIRE OF COOLGARDIE
NOTES TO AND FORMING PART OF THE FINANCIAL REPORT
FOR THE YEAR ENDED 30 JUNE 2023**

30. CORRECTION OF PRIOR PERIOD ERRORS

During the year ended 30 June 2023, the following misstatements were identified relating to prior periods. The misstatements have been corrected by restating each of the affected financial statement line items for the prior periods.

(a) Road Infrastructure Valuations

The last revaluation of infrastructure assets was performed as at 30 June 2018. The valuation performed in the current year identified that the previous valuation of the unsealed road component incorrectly included a 'pavement layer' in addition to the 'formation layer' and 'top surface layer'. As a consequence, the carrying amount of roads infrastructure and revaluation surplus were overstated at 1 July 2021, while the retained surplus was understated reflecting the overstatement of depreciation during the period 2019 to 2021. In addition, the depreciation for 2021-22 was overstated.

This error has been rectified by decreasing the revaluation surplus by \$36.729m and increasing retained surplus by \$2.119m as at 1 July 2021, resulting in a corresponding decrease of \$34.610m to road infrastructure. In addition, depreciation for 2021-22 has been decreased by \$706k, with a corresponding increase to the carrying amount of road infrastructure at 30 June 2022.

(b) Other Infrastructure Valuations

The revaluation decrement of other infrastructure assets for 2021-22 was inadvertently debited to revaluation surplus at 30 June 2022, instead of being accounted as an impairment through profit and loss. This resulted in the understatement of revaluation surplus and overstatement of retained surplus at 30 June 2022, reflecting the understatement of the changes in asset revaluation surplus and overstatement of the net result for 2021-22.

This error has been rectified by reporting an asset impairment of \$5.484m in 2021-22, which has resulted in a corresponding decrease in the net result and increase in changes in asset revaluation surplus. As a result, revaluation surplus has increased and retained surplus has decreased by \$5.484m at 30 June 2022.

The impact for each prior period is shown in the table below :

	30 June 2022		30 June 2022		1 July 2021		1 July 2021	
	Original	Increase /	Restated	Original	Increase /	Restated	Original	Restated
	Balance	(Decrease)	Balance	Balance	(Decrease)	Balance	Balance	Balance
Statement of Financial Position (Extract)								
Non Current Assets								
Infrastructure	149,977,213	(33,903,594)	116,073,619	153,912,458	(34,610,036)	119,302,422		
Total Non Current Assets	191,013,649	(33,903,594)	157,110,055	186,711,115	(34,610,036)	152,101,079		
Total Assets	194,912,708	(33,903,594)	161,009,114	189,945,277	(34,610,036)	155,335,241		
NET ASSETS								
178,552,116	(33,903,594)	144,648,522	181,998,255	(34,610,036)	147,388,219			
Equity								
Revaluation Surplus	117,512,577	(31,245,213)	86,267,364	120,250,519	(36,729,362)	83,521,157		
Retained Surplus	60,801,667	(2,658,381)	58,143,286	60,682,234	2,119,326	62,801,560		
TOTAL EQUITY	178,552,116	(33,903,594)	144,648,522	181,998,255	(34,610,036)	147,388,219		

	2022		2022	
	Original	(Increase) /	Restated	Original
	Balance	Decrease	Balance	Balance
Statement of Comprehensive Income (Extract)				
Expenses				
Depreciation	(4,794,347)	706,442	(4,087,905)	
Impairment on revaluation of Infrastructure - other	0	(5,484,149)	(5,484,149)	
Net result for the period	(708,197)	(4,777,707)	(5,485,904)	
Changes in asset revaluation surplus	(2,737,942)	5,484,149	2,746,207	
Total comprehensive income for the period	(3,446,139)	706,442	(2,739,697)	

Statement of Financial Activity (Extract)				
Expenditure from operating activities				
Depreciation	(4,794,347)	706,442	(4,087,905)	
Non-cash amounts excluded from operating activities	4,810,459	4,777,707	9,588,166	

CORRECTION OF PRIOR PERIOD ERRORS (Continued)

	2022 Original Balance	(Increase) / Decrease	2022 Restated Balance
Note 9(a) Infrastructure			
Opening Balance	153,912,458	(34,610,036)	119,302,422
Revaluation increments / (decrements) transferred to revaluation surplus	(7,747,815)	5,484,149	(2,263,666)
Revaluation (loss) / reversals transferred to profit or loss	0	(5,484,149)	(5,484,149)
Depreciation	(3,553,958)	706,442	(2,847,516)
Closing Balance	149,977,213	(33,903,594)	116,073,619
Note 17 Revaluation Surplus			
Infrastructure - roads closing balance	96,296,313	(36,729,362)	59,566,951
Infrastructure - other closing balance	(5,484,149)	5,484,149	0
Revaluation Surplus closing balance	117,512,577	(31,245,213)	86,267,364
Note 27 Determination of Surplus or Deficit			
Non-cash amounts excluded from operating activities			
Adjustments to operating activities			
Add: Loss on revaluation of fixed assets	0	5,484,149	5,484,149
Add: Depreciation	4,794,347	(706,442)	4,087,905
Non-cash amounts excluded from operating activities	4,810,459	4,777,707	9,588,166



Auditor General

INDEPENDENT AUDITOR'S REPORT 2023 Shire of Coolgardie

To the Council of the Shire of Coolgardie

Opinion

I have audited the financial report of the Shire of Coolgardie (Shire) which comprises:

- the Statement of Financial Position as at 30 June 2023, and the Statement of Comprehensive Income, Statement of Changes in Equity, Statement of Cash Flows and Statement of Financial Activity for the year then ended
- Notes comprising a summary of significant accounting policies and other explanatory information.

In my opinion, the financial report is:

- based on proper accounts and records
- presents fairly, in all material respects, the results of the operations of the Shire for the year ended 30 June 2023 and its financial position at the end of that period
- in accordance with the *Local Government Act 1995* (the Act) and, to the extent that they are not inconsistent with the Act, the Australian Accounting Standards.

Basis for opinion

I conducted my audit in accordance with Australian Auditing Standards. My responsibilities under those standards are further described in the Auditor's responsibilities for the audit of the financial report section below.

I believe that the audit evidence I have obtained is sufficient and appropriate to provide a basis for my opinion.

Emphasis of Matter – Restatement of Comparative balances

I draw attention to Note 30 of the financial statements which states that the amounts reported in the previously issued 30 June 2022 financial report have been restated and disclosed as comparatives in this financial report. My opinion is not modified in respect of this matter.

Other information

The Chief Executive Officer (CEO) is responsible for the preparation and the Council for overseeing the other information. The other information is the information in the entity's annual report for the year ended 30 June 2023, but not the financial report and my auditor's report.

My opinion on the financial report does not cover the other information and accordingly, I do not express any form of assurance conclusion thereon.

In connection with my audit of the financial report, my responsibility is to read the other information and, in doing so, consider whether the other information is materially inconsistent with the financial report, or my knowledge obtained in the audit or otherwise appears to be materially misstated.

If, based on the work I have performed, I conclude that there is a material misstatement of this other information, I am required to report that fact. I did not receive the other information prior to the date of this auditor's report. When I do receive it, I will read it and if I conclude that there is a material misstatement in this information, I am required to communicate the matter to the CEO and Council and request them to correct the misstated information. If the misstated information is not corrected, I may need to retract this auditor's report and re-issue an amended report.

Responsibilities of the Chief Executive Officer and Council for the financial report

The Chief Executive Officer (CEO) of the Shire is responsible for:

- keeping proper accounts and records
- preparation and fair presentation of the financial report in accordance with the requirements of the Act and, to the extent that they are not inconsistent with the Act, the Australian Accounting Standards
- managing internal control as required by the CEO to ensure the financial report is free from material misstatement, whether due to fraud or error.

In preparing the financial report, the CEO is responsible for:

- assessing the Shire's ability to continue as a going concern
- disclosing, as applicable, matters related to going concern
- using the going concern basis of accounting unless the State Government has made decisions affecting the continued existence of the Shire.

The Council is responsible for overseeing the Shire's financial reporting process.

Auditor's responsibilities for the audit of the financial report

As required by the *Auditor General Act 2006*, my responsibility is to express an opinion on the financial report. The objectives of my audit are to obtain reasonable assurance about whether the financial report as a whole is free from material misstatement, whether due to fraud or error, and to issue an auditor's report that includes my opinion. Reasonable assurance is a high level of assurance but is not a guarantee that an audit conducted in accordance with Australian Auditing Standards will always detect a material misstatement when it exists.

Misstatements can arise from fraud or error and are considered material if, individually or in the aggregate, they could reasonably be expected to influence the economic decisions of users taken on the basis of the financial report. The risk of not detecting a material misstatement resulting from fraud is higher than for one resulting from error, as fraud may involve collusion, forgery, intentional omissions, misrepresentations or the override of internal control.

A further description of my responsibilities for the audit of the financial report is located on the Auditing and Assurance Standards Board website. This description forms part of my auditor's report and can be found at https://www.auasb.gov.au/auditors_responsibilities/ar4.pdf.

My independence and quality management relating to the report on the financial report

I have complied with the independence requirements of the *Auditor General Act 2006* and the relevant ethical requirements relating to assurance engagements. In accordance with *ASQM 1 Quality Management for Firms that Perform Audits or Reviews of Financial Reports and Other Financial Information, or Other Assurance or Related Services Engagements*, the Office of the Auditor General maintains a comprehensive system of quality management including documented policies and procedures regarding compliance with ethical requirements, professional standards and applicable legal and regulatory requirements.

Matters relating to the electronic publication of the audited financial report

This auditor's report relates to the financial report of the Shire of Coolgardie for the year ended 30 June 2023 included in the annual report on the Shire's website. The Shire's management is responsible for the integrity of the Shire's website. This audit does not provide assurance on the integrity of the Shire's website. The auditor's report refers only to the financial report. It does not provide an opinion on any other information which may have been hyperlinked to/from the annual report. If users of the financial report are concerned with the inherent risks arising from publication on a website, they are advised to contact the Shire to confirm the information contained in the website version.



Tim Sanya
Senior Director Financial Audit
Delegate of the Auditor General for Western Australia
Perth, Western Australia
5 December 2023